



Equus Journeys

HORSEBACK TRAVEL & EQUESTRIAN TRADITIONS SINCE 1972

+44 (0) 1905 388977

info@equus-journeys.com


Last updated 18/02/2026

Adventure in the Masai Mara

KENYA

Welcome to the heart-pounding adventure of a lifetime - a **horseback safari in the pristine wilderness of Kenya**, the land of vast savannah and diverse ecosystems. This **Masai Mara riding safari** offers a fast-paced, adrenalin-filled experience designed for the daring and competent rider seeking an extraordinary adventure. This isn't your average equestrian holiday - it's a **high-octane escapade**, merging the thrills of horseback riding with the wild pulse of the African wilderness. From June to October, the Mara also hosts the **wildebeest migration**, known to attract large populations of predators. Led by a team of seasoned and intrepid guides, this safari is ideal for advanced riders looking for an **adventurous experience** and a faster pace across the vast Mara plains. Get ready to ride on the wild side!

Horseback Safari	 10 days / 8 days riding	 From £9,264		Open to non-riders
------------------	---	---	---	--------------------



ITINERARY

Highlights


- An adventurous safari in the incredible setting of the Masai Mara - this is a fast, adrenalin-fuelled riding holiday reserved to experienced riders,
- Enjoy an incredible variety of wildlife - from plains game to the Big Five,
- Learn more about the local tribes of the Mara,
- Non-riders are welcome to join and will enjoy game drives with their own guide.

Day 1 — 1: Home - Nairobi

Overnight flight to Nairobi, arriving the following day (Day 2) before 7:00 am. If you choose a day flight, which arrives at Nairobi in the evening then you will need to overnight in a hotel in the city before transferring to the Mara North.

Flights and potential extra hotel nights are not included but we can assist with this upon request.

Day 2 — 2: Mara River Hippo Camp - Approx. 2h riding

 Wilderness camp

You will either be collected from Jomo Kenyatta International Airport or from your Nairobi hotel, and transferred to Wilson Airport for your 10:00 am flight to Mara North in the Masai Mara. Our local team will meet you and drive you to your first camp, set up on the banks of the Mara River close to a teeming hippo pool. After lunch, you will have a little time to relax before meeting your horses and setting off on your first evening ride.

Please note that, depending on the dates, the itinerary goes in both directions (Mara River to Olare Lamun or Olare Lamun to Mara River).

Day 3 — 3: Mara River Hippo Camp - Approx. 5h riding



Today you will set off on a morning ride that will take you across the Mara river. Make your way back to camp, where breakfast awaits followed by a game drive. Enjoy the sights of big game and don't forget to take advantage of the unique photographic opportunities! You will return in time for lunch and a siesta. In the afternoon, you will get back on your horse and enjoy a few more stretches of the amazing landscapes that the Mara has to offer. You will return to camp and have a quick shower. If possible, you will go for a sun downer and a short night game drive before supper.

Day 4 — 4: Escarpment Soit Olololo Camp - Approx. 5h riding



After a lovely breakfast, you will head south towards the park border where you will meet the river again at one of the famous wildebeest crossings. Head southwest across the Mara Triangle, meeting the car with the picnic lunch. After a siesta, you will ascend the Soit Olololo Escarpment. The location of tonight's camp offers you a prime view over the Mara ecosystem.

Day 5 — 5: Olare Orok Camp - Approx. 5h riding




Today you will leave camp after breakfast at around 9am. Descend the escarpment and ride across the river through the same location as the previous day. After a few hours, you will arrive to the Olare Orok valley. Here, you will have a picnic lunch and enjoy a siesta in the shade (break from midday to 3:30pm). Get back in the saddle and savour the unique views before arriving to camp. There should be time for an evening game drive and sundowners, before supper under the stars.

Day 6 — 6: Olare Orok Camp - Approx. 5h riding



Today you will be exploring the vast Masai Mara reserve on horseback, car and, possibly, on foot. A more relaxed day ahead of tomorrow's longer ride. There is a wide variety of fauna that you will have the opportunity to see, including buffalo, elephant, zebra and giraffes. In the afternoon, there is the opportunity for a game drive to get close to the big cats (lions and, if you are lucky, cheetah and even leopard).

Day 7 — 7: Olare Lamun Camp - Approx. 8h riding



Today you have a long journey of 50kms ahead of you! You will set off early in the morning and make your way to Ol Kinyei Conservancy. On your way there, you will stop twice - one for a delightful picnic lunch, and another for a siesta. Relish the beautiful settings and keep an eye out for more wildlife. At the end of the afternoon, you will arrive at Olare Lamun where your last camp is set up. This area is nestled in a grove of acacia trees by a small stream at the southern edge of the Loita Plains.

Day 8 — 8: Olare Lamun Camp - Approx. 3h riding



After an early morning, you will set off on a safari in the Masai Mara. The reserve is named after the tribe that lives there, the Masai tribe. Return to camp mid-morning for a light snack. Afterwards, you will walk to the top of a small hill - the Oloiburmut - followed by another game drive. Return to camp for lunch and, at the end of the afternoon, you will visit a Masai village.

Day 9 — 9: Departure Day - Approx. 2h riding

Your last morning ride before saying goodbye to the horses. After a final breakfast you will drive to the airstrip and fly back to Nairobi at around 11am, landing in Wilson at midday. You will be picked-up by a taxi and you may opt to either explore Nairobi, or to go to a Hotel day room (included).

Transfer to Jomo Kenyatta International Airport in time for your evening flight home.

Day 10 — 10: Home

Arrival home.

DATES & PRICES			
DEPARTURE	RETURN	PRICE WITHOUT FLIGHTS	STATUS
06/03/2026	15/03/2026	£9,264	Guaranteed departure
12/06/2026	21/06/2026	£9,264	Guaranteed departure
19/06/2026	28/06/2026	£9,264	Open
10/07/2026	19/07/2026	£9,264	Guaranteed departure
17/07/2026	26/07/2026	£9,264	Guaranteed departure
07/08/2026	16/08/2026	£9,264	Full
14/08/2026	23/08/2026	£9,264	Full
04/09/2026	13/09/2026	£9,264	Open
18/09/2026	27/09/2026	£9,264	Full
09/10/2026	18/10/2026	£9,264	Full
16/10/2026	25/10/2026	£9,264	Full
11/12/2026	20/12/2026	£9,264	Open
28/12/2026	06/01/2027	£9,264	Open
19/02/2027	28/02/2027	£9,729	Open
12/03/2027	21/03/2027	£9,729	Open
11/06/2027	20/06/2027	£9,729	Open
18/06/2027	27/06/2027	£9,729	Open
09/07/2027	18/07/2027	£9,729	Open
16/07/2027	25/07/2027	£9,729	Open
06/08/2027	15/08/2027	£9,729	Open
13/08/2027	22/08/2027	£9,729	Open
10/09/2027	19/09/2027	£9,729	Open
17/09/2027	26/09/2027	£9,729	Open
08/10/2027	17/10/2027	£9,729	Open
15/10/2027	24/10/2027	£9,729	Open
03/12/2027	12/12/2027	£9,729	Open

Price details

- International flights to Nairobi are not included but can be booked on request - please contact us.

- Rates are per person, based on two riders sharing a twin or double tent during the ride.

- All internal air and road transfers are included, as well as local conservation fees. If arriving on the day of your transfer to the Mara, your flight must land before 7:00 am to be on time for the 10:00 am light aircraft transfer from the domestic airport. Your flight home should depart in the late afternoon or later.

- Groups are composed of a minimum of 5 riders and a maximum of 12 international riders, plus guides. A small group supplement might apply for four guests or less (please contact us).

- There is no single supplement if you are willing to share a tent with another guest of the same sex. To guarantee your own room/tent there is a single supplement of \$100/€90/£80 per night.

- The above dates are set departures but it is possible to schedule additional dates for private groups - please contact us for details.

- Max. weight limit of 90 kgs. Heavier riders might be accommodated with shorter rides, game drives and walks - please contact us.

- Young riders aged 14+ yo are welcome on the ride, but must match the riding requirements. We reserve the right to request letters recommendations from instructors/Pony Clubs/Hunts.

- Non-riders are welcome. There is an excellent team of guides and spotters who take them out by vehicle, meeting up with the rest of the group for meals, picnics and sundowners. All guests enjoy game drives, night drives and walking, as well as riding, so the non-riders are still very much part of the group.

Please Note

The itinerary may be modified at anytime for security reasons, meteorological or events beyond our control such as blocked roads, rivers in flood, drought, strikes and local holidays. Equus Journeys, our local partners and their local guides will always strive to find the best solution and will alter the itinerary as needed.

The names of the hotels and accommodation are given for information only and depending on availability, they may be modified without notice and replaced by another of a similar standard.

Price includes

LOGISTICS

4x4 viewing vehicles with Kenya professional safari guide in each vehicle

Full safari crew

Support vehicles and trucks

INLAND TRANSPORT

Internal flights and road transfers

ACCOMMODATION

Full board accommodation in tents

MEALS

All the drinks including wines and cocktails

ADDITIONAL EQUIPMENT

First aid kit

Flying Doctors' membership (NOT a substitute to travel insurance)

EXTRAS

Game drives

Conservation fees

Price doesn't include

TRANSPORT

International flights

EXTRAS

Tips to the local team

INSURANCE

Cancellation and travel insurance are not included in the above listed price. Please note that insurance is mandatory. We recommend taking out an insurance policy as soon as your trip is booked to cover you in case of cancellation

Visas and personal purchase

Optional

ACCOMMODATION

Single tent supplement

Hotel nights in Nairobi

EQUESTRIAN INFO

Horses

All horses on this safari are thoroughbred and thoroughbred cross - they are fit, strong and willing. They are well schooled and some play polo and event.

Please note that the horses are based at Deloraine House, and are trucked to each safari destination ahead of the guests.

Guide & local team

A professional team including a qualified lead guide and back-up guide, team of grooms and cooks at camp. The safari guide carries a satellite phone and mobile phone at all times. You will be guided by Simon or Daisy:

Simon Kenyon - Simon was born in Kenya and grew up on a farm in Laikipia near Mount Kenya. Simon, who has a degree in Zoology, started as a back up guide to Tristan Voorspuy and soon started to lead the safaris himself. As well as spending 5 years as head guide and lodge manager at Sosian Lodge in Laikipia, Simon has been leading rides in the Mara and throughout Laikipia for over a decade. Simon's sense of fun and passion for the bush is infectious and his extensive knowledge and enthusiasm for Kenya provides a unique experience for his guests.

Daisy Soames - Daisy Soames began her career in riding safaris in 2012. After graduating university, she came to Kenya to work full time on safari. She has guiding qualifications in both South Africa and Kenya, and has worked extensively throughout the country, as well as having worked on riding safaris in Botswana and Argentina. She spends half of the year in Kenya and the other six months guiding safaris in Patagonia. She is passionate about wildlife and wild places, and adores introducing people to both. Daisy is a highly knowledgeable horse woman and safari guide as well as being a wonderfully entertaining host.

Minimum riding ability

MINIMUM RIDING ABILITY

Guests should be experienced riders, comfortable at all paces (walk, trot, canter, gallop) and able to get out of trouble calmly and at the necessary speed. You should be balanced with an independent seat and fit enough to ride 4 – 7 hours per day.

There is a strict weight limit of 210lbs/15 stone/95kg.

PACE

The short grass plains are ideal for riding (although you must look out for holes) and long canters are possible. This is generally speaking an active riding safari.

TACKING ABILITY AND PARTICIPATION

The horses are tacked and untacked for you.

TRIP CONDITIONS AND REQUESTED EXPERIENCE

The ride takes place in big game country, on open plains interspersed with bush. You will ride between 4 and 8 hours each day, so a good level of fitness is required. Experience of a previous riding holiday would be an advantage, but not necessary - just a great sense of adventure. Riders who do not currently ride are requested to get back in the saddle before booking.

Please note you might have to lead your horse on foot on certain occasions.

Please check with us before booking if you have any medical conditions as you will be far from medical help.

EQUESTRIAN EQUIPMENT

English tack and snaffle bridles. Some Australian stock saddles are available on request. Seat savers are available.

The local team does not provide hard hats. Though it is not mandatory, we strongly recommend the use of a helmet. You should bring your own to ensure a proper fit.

TRAVEL INFO

COMFORT

The mobile tented camp includes a mess tent for meals and spacious 9ft x 10ft sleeping tents with camp beds, mattresses, sheets & blankets. Towels, soap and torches are provided so you can afford to pack lightly!

There is a long drop loo tent for every tent and hot safari bucket showers are always available.

Laundry is available and will be washed by hand on non-moving days whilst you are on safari and dried in the sun. Ladies are asked to hand wash your own underwear for cultural reasons and laundry powder will be provided for hand washing.

There is no wifi available on safari, however there is intermittent 'Safaricom' 3G signal across the Masai Mara.

MEALS

Breakfast - English breakfast

Lunch is a light lunch in remote locations (salads, bread and cheese, crackers, fruit, desserts). Lunches are often picnic-style.

Dinner is 3-course affair.

All house wines, beers and spirits are included, except Champagne.

Please let us know in advance if you have any dietary requirements.

CLIMATE

The climate in Kenya is good all year round with little seasonal variation. During the day it will get hot while at night temperatures can drop quite sharply and it can feel cold. The long rains fall in April and May and the short rains in November.

The average riding altitude is 5500ft, which results in few mosquitoes. The best months for seeing the wildebeest and zebra migration are August, September, and October.

TIPS

Tips are at your own discretion. Tips are accepted in any denomination and collected by the guide to be distributed among the staff. The recommended amount for safari staff is \$20 per day from each guest. The suggested gratuity for the guide and assistant guide is \$20 per client (per day), and should be handed directly to him.

Please note that all US\$ bills must be printed after 2002. Older ones are not accepted in Kenya.

PACKING LIST

NB: Please be aware that Kenya has a strict law against single use plastic bags, which have been banned since 2017. Please do not use them for any of your packing and do not bring them into the country.

Our Recommendations

- Please don't take a hard sided suitcase. Your luggage should be soft sided, particularly for light air transfers. There is usually a luggage limit of 15kgs including hand luggage.
- Wherever possible you should wear neutral colours, such as beige, brown or natural bush colours for riding as bright colours, such as red, yellow or white can startle the wildlife and they will see you long before you've seen them.
- Evenings are nice and relaxed, and long sleeves and light trousers are recommended to avoid mosquitoes!
- We recommend travelling in your riding boots and carrying your hat and some riding clothes in your hand luggage - then if your luggage goes astray you are still able to ride!
- Carry a copy of your passport and insurance details with you.

Head

- Equus Journeys strongly recommend that you wear a riding helmet and that you take your own to ensure a correct fit.
- Sunhat for when not riding
- Sunglasses - with a cord attached so they don't fly off when riding
- Buff or bandana

Upper body

- Long sleeved shirts provide protection from the sun and thorns
- T-shirts
- Fleece, jumper or jacket - the evenings can be cold
- Waterproof jacket - the rains can be difficult to foresee and it's better to be prepared.
- Casual clothes for the evening

Legs

- Lightweight, comfortable riding trousers or jodhpurs - we recommend riding in them at home before taking them on holiday to ensure they don't rub
- Shorts for lazy lunchtimes
- Casual clothes for the evening

Hands and Feet

- Comfortable riding boots. We recommend short boots with half chaps but you may wish to take long chaps to protect against thorns. We don't recommend taking your favourite long leather boots in case they get damaged
- Sandals, flip-flops or trainers for moving around the lodge and camp
- Gloves - your hands are particularly exposed to the sun whilst riding

Nightwear

Medical kit

- Sunscreen and lip balm - must be high factor
- Insect repellent, preferably containing DEET
- Any medication you regularly take
- Blister plasters in case of any rubs
- Antiseptic cream, plasters, aspirin, anti-histamine, insect-bite salve etc...
- Spare prescription glasses/contact lenses
- Anti malarial tablets and Yellow Fever Certificate if required (check with your doctor)

Other useful items

- Provided: Aluminium 1 litre water bottles for you to keep, which fits in your saddle bag 1
- Binoculars for viewing game
- Camera and high capacity memory card. Spare battery.
- Bumbag for carrying your camera and small items whilst riding
- Headtorch or torch for moving around camp at night

SUSTAINABLE TOURISM

1. **Travel light**. It's a little known fact, but the lighter you pack, the better for the environment as heavy bags will produce higher emissions (when

flying a plane or driving a car!).

2. **Reduce plastic waste.** Take your favorite reusable bottle with you. Avoid single-use bags, cups, or straws.
3. **Preserve nature.** Always take your rubbish with you during the ride and recycle them. Leave all the flowers or plants as you found them, and never get too close when observing wildlife. Make sure to use eco-friendly products such as body wash or laundry detergent (if camping) to protect both your skin and the environment.
4. **Choose your experiences carefully.** Respect animal life by not participating in any activities that abuse wild animals (shows, elephant rides, etc.).
5. **Support local populations.** Buy local handicrafts, be respectful of customs, and learn about the culture of local communities.
6. **Share!** Raise awareness among your family and friends about sustainable tourism.

For more information please [see this page](#)