



The Krka Trail

CROATIA

A trail riding adventure for **experienced riders looking for an active pace!** You will ride across the beautiful Croatian countryside from an authentic family-owned ranch to the stunning **Krka National Park**, following the Cetina river and exploring untouched scenery. You will be able to enjoy **regular fun canters** through open fields and rolling hills, with opportunities to cool off in beautiful rivers and lakes in the summer months. There is time off the saddle too: visit Visovac Island and its historic monasteries, and the endless waterfalls of Skradinski Buk on the Krka river. This enriching **riding holiday in Croatia** will also bring you closer to local families where you will be introduced to traditional cuisine and delicious local produce! Long days in the saddle, fit, forward horses and great hospitality make this trail ride one of the **best riding holidays in Croatia**.

Fast Ride	8 days/ 6 days riding	From £1,377	
------------------	------------------------------	--------------------	--



ITINERARY

Highlights

- Visit “Skradinski Buk” – the longest series of waterfalls on the Krka River.
- Take a boat trip to Visovac Island (optional).
- Enjoy long canters through beautiful open fields – this is an active trail ride suitable for strong intermediate and advanced riders.
- Ride fit, forward-going horses that are an absolute pleasure to ride!

Iris from Equus Journeys has been lucky enough to ride the Krka Trail and will be happy to answer your questions!

Day 1 — 1: Home – Split - No riding

Bosko's Ranch

International flight to Split (flights are not included, but can be booked upon request). Transfer to the ranch (50 min) where you can get to know the other riders, and the staff. Before dinner, you may enjoy a glass of wine from the ranch’s own vineyard!


Note: Transfers are not included but can be arranged, please check the “dates and prices” section to know more.

Day 2 — 2: Introductory Ride - Approx. 3-4 hours riding

Bosko's Ranch


After a lovely breakfast, you will be matched with your horse and get out on your first ride. Enjoy your first exhilarating canters in the fields of Sinj. Return to the ranch where lunch will be waiting for you. Spend the rest of the day relaxing, or getting acquainted with the surrounding area. If you are interested in visiting the town of Sinj and the remains of the fortress of Grad, this would be a good opportunity to do so.

Day 3 — 3: River Cetina & Lake Peruca - Approx. 5-6 hours riding

 Bosko's Ranch

Today, ride through the beautiful fields up to the river Cetina where you can enjoy a long canter and perhaps pick up the pace a bit! Lunch will be served by the river. Continue to ride on rolling hillsides to the plateau “Bitelic”, and enjoy the view of the mountains Dinara and Svilaja. Take an old Roman pathway that will take you through an old stone village called “Vucipolje”. Eventually, you will reach lake Peruca. The horses stay here and you get back to the ranch by car (20 minute journey).

Day 4 — 4: Town of Vrljka - Approx. 6 hours riding

 Family guesthouse

After a relaxing night, pack up your bag for the next three nights and you will then be driven back to the lake. After getting your horse for the day, you will follow the water's edge of lake Peruca. Along this trail you will have the opportunity to enjoy some fast paces and cool off in the river before getting ready for lunch. Continue your trail ride across the river, and through open fields where you can canter freely. Arrive to a little Croatian town called Vrljka. Overnight at a family home, where you will be treated to an absolute feast from your hosts' own garden!

Day 5 — 5: Mountainous Trail - Approx. 6 hours riding

 Agriturismo


Start the morning climbing up the mountains through the village of Maovice. Once you get to the top, enjoy the breathtaking and panoramic view. After a quick break, start the descent to the foot of the mountain. After lunch, the pace will pick up as you trot, canter, and gallop through the vineyards to the town of Drnis. Untack your horse and you will then jump in the bus for a short transfer to your guesthouse/agriturismo for the night.

Day 6 — 6: Visovac Island - Approx. 3 hours riding

 Agriturismo

After breakfast, make your way to the Krka National Park. This is a slower ride today, as the terrain is quite hard on the horses. You will ride back to the guesthouse where the horses will stay today, and enjoy lunch there. A short transfer to Krka river where you can take a boat tour to the island of Visovac, home to the Monastery of Our Lady of Mercy. This monastery holds a very important archaeological collection of historical vessels, and numerous historical manuscripts and books. Continue the tour to see “Roski Slap”, where you will be able to swim in the river, and marvel at the beautiful waterfalls. Get back to Bristane and enjoy dinner and a glass of wine!

Day 7 — 7: Cikola Canyon & Krka National Park - Approx. 5 hours riding

 Bosko's Ranch

An early start today as you continue your trail riding holiday towards the Canyon of the Cikola river. The canyon is one of the most beautiful places in the National Park. As you make your way, you will see the river entering the Visovac Lake surrounded by enormous cliffs, rich in colourful fauna. Make your way down into the canyon, until reaching the Cikola river crossing. After lunch break, carry on riding through the villages of Goris and Konjevrate, until you arrive at the entrance of the National Park Krka, called “Skradinski Buk”. This will be the end of the riding day and after untacking the horses, transfer back to the ranch.

You will still have time to visit “Skradinski Buk” – the longest series of waterfalls on the Krka River. These waterfalls have many islands, and lakes which can be looked at freely thanks to a network of paths and bridges. Transfer back to the ranch (approx. 1h)

Day 8 — 8: Split - Home - No riding

After a lovely breakfast you'll be transferred to the Split Airport in time for your flight back home and we say our farewells.

Note: Transfers are not included but can be arranged, please check the “dates and prices” section to know more.

DEPARTURE	RETURN	PRICE WITHOUT FLIGHTS	STATUS
30/05/2026	06/06/2026	£1,509	Last seats
06/06/2026	13/06/2026	£1,509	Last seats
13/06/2026	20/06/2026	£1,509	Full
20/06/2026	27/06/2026	£1,509	Full
27/06/2026	04/07/2026	£1,509 <u>£1,377</u>	Guaranteed departure
04/07/2026	11/07/2026	£1,509 <u>£1,377</u>	Last seats
18/07/2026	25/07/2026	£1,509	Full
25/07/2026	01/08/2026	£1,509	Guaranteed departure
01/08/2026	08/08/2026	£1,509	Guaranteed departure
08/08/2026	15/08/2026	£1,509	Full
15/08/2026	22/08/2026	£1,509	Full
22/08/2026	29/08/2026	£1,509	Full
29/08/2026	05/09/2026	£1,509	Full
05/09/2026	12/09/2026	£1,509	Full
12/09/2026	19/09/2026	£1,509	Full
19/09/2026	26/09/2026	£1,509	Guaranteed departure
26/09/2026	03/10/2026	£1,509	Full
03/10/2026	10/10/2026	£1,509	Full
10/10/2026	17/10/2026	£1,509	Full
17/10/2026	24/10/2026	£1,509	Full
24/10/2026	31/10/2026	£1,509	Last seats
31/10/2026	07/11/2026	£1,509	Guaranteed departure

Price details

- Flights or transportation to your destination are not included, but can be booked on request - please contact us for rates.

- Rates are per person, based on two riders sharing a twin or triple room during the ride.

- Groups are composed of a minimum of 3 riders and a maximum of 10 international riders, plus guides.

- Single rooms are not available on this trail and you must be prepared to share.

- Transfers from/to Split airport are not included. The rates below are per person (return rate), and are payable locally in cash:

-- 1 to 2 people per car - €100

-- 3+ people per car - €60

Split city or bus station transfer will incur an additional €25 surcharge, per person, each way. It is also possible to take a Bolt taxi from the city (cost should be around €40-50).

- Not included in the price:

Boat tour to Visovac island, payable locally: around €15-25

National park ticket to Skradinski buk - price varies from the low to the high season, please factor in around €15-25

- The minimum age to participate in this riding holiday is 12. However please note young riders should be excellent riders and fit to ride forward horses.

Please Note

The itinerary may be modified at anytime for security reasons, meteorological or events beyond our control such as blocked roads, rivers in flood, drought, strikes and local holidays. Equus Journeys, our local partners and their local guides will always strive to find the best solution and will alter the itinerary as needed.

The names of the hotels and accommodation are given for information only and depending on availability, they may be modified without notice and replaced by another of a similar standard.

Price includes

SUPPORT TEAM

1 English-speaking horse guide

LOGISTICS

1 vehicle and driver

ACCOMMODATION

7 nights in shared accommodation (twin/triple)

MEALS

Full board from dinner on arrival to breakfast on the final day

Drinks at the ranch and the guesthouses (water and juice only during picnic lunches)

Price doesn't include

MEALS

Personal extras

TRANSPORT

Return airport transfers - see above for details

International flights

EXTRA

Tips to local team

EXTRAS

Entrance tickets for the Krka National Park

Optional boat trip

INSURANCE

Cancellation and travel insurance are not included in the above listed price. Please note that insurance is mandatory. We recommend taking out an insurance policy as soon as your trip is booked to cover you in case of cancellation

EQUESTRIAN INFO

Horses

All horses are forward going and well-trained for trails. Some of Bosko's horses are actually former racehorses, retrained by him to work on the trails.

The breeds range from Thoroughbreds to Croatian and Bosnian warmbloods to other crosses. The horses on the Krka trail and true trail riding horses: they are fit and forward-going, and love their job. They range from 15hh - 16.2hh.

Guide & local team

This trail riding holiday in Croatia is operated by Bosko, a true Croatian horseman who will be pleased to share his culture with his guests. Marko is the main lead guide, a local from Sinj who has great love for horses (and animals in general!) and is a very skilled, compassionate rider.

Minimum riding ability

MINIMUM RIDING ABILITY

This ride is designed for strong intermediate and experienced riders. You should be comfortable at all paces (including gallops) and able to keep your balance over varied and uneven ground. You must be comfortable riding at speed over varied terrain.

Maximum weight limit: 100 kg/220 lbs/ 15.7 st - heavier riders please contact us.

PACE

This is a multi-base riding holiday in which you will be spending an average of 5 to 6 hours in the saddle each day (except on Day 2 and 6 which are half days). This is an active trail and there will be a lot of opportunities for long canters and gallops.

TACKING ABILITY AND PARTICIPATION

All riders are expected to tack and untack their own horses, however help is always on hand if necessary.

TRIP CONDITIONS AND REQUESTED EXPERIENCE

You must be riding fit - the days in the saddle can be long and the summers (June to August) are really hot, so you must cope well with the heat if you choose to travel then. Please note that on some occasions, you may have to dismount and lead your horse over difficult terrain.

EQUESTRIAN EQUIPMENT

You will be riding with trail saddles, and occasionally English ones. Most horses are ridden in simple snaffles.

There are saddlebags for water and coats, etc.

TRAVEL INFO

COMFORT

- 4 nights at Bosko's ranch: the rooms are simple, yet comfortable and are all en-suite. There is a heated salt water pool available for the guests to enjoy.

- 1 night at a family guesthouse: the guest rooms are bright and modern, with comfortable beds. Some of the rooms share a bathroom. The hosts make their own delicious wine and fruit liqueur, and have a wonderful garden, meaning they are almost entirely self-sufficient!

- 2 nights at a guesthouse/agriturismo, surrounded by olive groves.

The accommodation provided at the ranch and the family guesthouses is relatively basic yet comfortable, the bathrooms are shared in all accommodations with the exception of the main ranch where rooms are all en-suite.

Please note single rooms cannot be guaranteed and you must be prepared to share in twin or triple rooms.

MEALS

All meals are provided during the ride - you will eat well! Meals are varied, very generous, and consist of local produce. Amongst Sinj specialties you can find arambasici (minced meat with spices wrapped in sour cabbage leaf), home-reared lamb, trout of Cetina, and others.

- Breakfast: fresh bread, granola, yoghurt, cheese and ham, eggs, tea & coffee, juice

- Lunch is either a picnic lunch (a large sandwich, fruit, water or juice - tables and chairs are brought to you) or a proper meal at the ranch/guesthouse.

- Dinner is usually a salad or soup, followed by a traditional meal and dessert.

Drinks are included at the ranch and the local guesthouses.

Dietary requests can usually be accommodated if mentioned in advance - please inform your travel advisor upon booking.

CLIMATE

The climate in the Krka area is mild with no dry season, and warm summer. Average temperature of all months is lower than 22°C, and rainfall is spread equally all year around. The month with higher temperatures in July (around 30°C), and the one with lower temperature is January with registered temperatures as low as 3°C.

TIPS

Tips are welcome but left to your discretion.

PACKING LIST

Please pack carefully and sensibly: the following guide is here to give you an idea of what to bring. This list must be adapted depending on the season and individual needs.

Head

- Helmet
- Sunhat for when not riding
- Sunglasses - with a cord attached so they don't fly off when riding
- Buff or bandana

Upper body

- Thermal long-sleeved tops are a lightweight way of providing extra warmth if you need it (early spring/autumn)
- Long sleeved shirts to provide protection from the sun
- T-shirts
- Lightweight fleece or jumper
- Warm polar fleece or equivalent
- Waterproof jacket - rain can be difficult to predict and it's better to be prepared.

Legs

- Lightweight, comfortable riding trousers or jodhpurs
- Waterproof over trousers (season dependent)
- Casual clothes for the evenings (jeans or walking trousers)

Hands and Feet

- Comfortable riding boots. We recommend short boots with half chaps.
- Lightweight shoes for the evenings
- Several pairs of socks
- Gloves

Nightwear

- Pyjamas

Other useful items

- Swimsuit and towel
- Small backpack for accessing items required during the day.
- Bumbag for carrying your camera and small items whilst riding
- Water bottle
- Ear plugs (for light sleepers)

Medical kit

- Sunscreen and lip balm - should be high factor
- Insect repellent
- Any medication you regularly take
- Blister plasters in case of any rubs
- Antiseptic cream, plasters, aspirin, anti-histamine, insect-bite salve etc...
- Spare prescription glasses/contact lenses
- Eye drops
- Imodium or similar anti-diarrhoea medication
- Re-hydration sachets
- Antiseptic wipes
- Handwash gel

Our Recommendations

- Backpacks cannot be worn whilst riding. We recommend a small bumbag or a coat with pockets so that you can carry small items with you during the

day (passport, camera, sunscreen, lipbalm etc)

- We recommend travelling in your riding boots and carrying your hat and some riding clothes in your hand luggage - then if your luggage goes astray you are still able to ride!

- You should also bring a copy of your passport/insurance in case you lose your documents. You can also save a copy into your mobile phone.

SUSTAINABLE TOURISM

1. **Travel light.** It's a little known fact, but the lighter you pack, the better for the environment as heavy bags will produce higher emissions (when flying a plane or driving a car!).
2. **Reduce plastic waste.** Take your favorite reusable bottle with you. Avoid single-use bags, cups, or straws.
3. **Preserve nature.** Always take your rubbish with you during the ride and recycle them. Leave all the flowers or plants as you found them, and never get too close when observing wildlife. Make sure to use eco-friendly products such as body wash or laundry detergent (if camping) to protect both your skin and the environment.
4. **Choose your experiences carefully.** Respect animal life by not participating in any activities that abuse wild animals (shows, elephant rides, etc.).
5. **Support local populations.** Buy local handicrafts, be respectful of customs, and learn about the culture of local communities.
6. **Share!** Raise awareness among your family and friends about sustainable tourism.

For more information please [see this page](#) .