



Equus Journeys

HORSEBACK TRAVEL & EQUESTRIAN TRADITIONS SINCE 1972

+44 (0) 1905 388977




info@equus-journeys.com

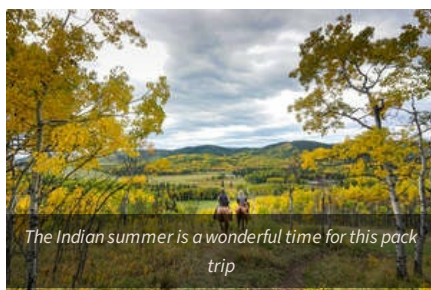
Last updated 23/08/2025

Fall colours ride

CANADA / CANADA

Embark on an **incredible Autumn horseback adventure** and discover the magnificent fall colours in the **heart of the Indian summer**. Ride between spectacular mountains, valleys and rivers whilst you let yourself fall into the peace and tranquillity of the **Canadian nature**. Embrace the Canadian lifestyle as you are welcomed into a **family ranch** where you will enjoy wonderful hospitality and hearty home cooked meals.

Centre based holidays	 7 days/5 days riding	 From £2,300	
-----------------------	--	---	---




ITINERARY

Highlights


- Discover the breathtaking panoramas of the Rockies and the vibrant colours of the Indian summer
- Uncover the beauty of this incredible region and enjoy the idyllic setting of the Canadian countryside
- If lucky, you may encounter a variety of local wildlife including elk, white-tailed deer, beavers, mountain goats and maybe even a bear!

Day 1 — 1 : ARRIVE IN CALGARY - M&M Ranch

 Kananaskis Ranch


Fly to Calgary (flights not included). Our guide will welcome you at the airport or local hotel at 4:00 pm and transfer you to the ranch (approximately 1 hour drive). You will have a little time to relax before meeting the team and your fellow riders. Enjoy your first night at the ranch with a delicious welcome dinner.

Day 2 — 2 : WHISKEY RIDGE - 4 hours riding

 Kananaskis Ranch


After a hearty breakfast, you will be introduced and paired with your horse. You will have a brief introduction to western tack and given some good tips on Western riding. Once you are ready, you will set off on your first ride to Whiskey Ridge, where you will experience your first panorama of the Rockies! A picnic lunch before returning to the ranch in the afternoon. Time for some relaxation or a walk through the aspen forests that border the ranch. End your day with a delicious home cooked dinner.

Day 3 — 3 : BRAGG CREEK - 4 hours riding

 Kananaskis Ranch


Start your morning with a ride along the foothills of the Rockies, west of the charming village of Bragg Creek. As you ride along the spectacular landscape, you may have the opportunity to see mountain goats, elk or deer that have taken up residence in these majestic forests. A picnic stop in the heart of the wilderness as you let the horses enjoy a graze of the lush grass. After a well deserved rest, continue your ride between the hills and undergrowth before arriving at the village of Bragg Creek where you will have time to visit the charming hamlet, retaining all of the quaint character of the past. Dinner and overnight at the ranch.

Day 4 — 4 : NORTH FORK - 4 to 5 hours riding

 Kananaskis Ranch


A delicious Canadian breakfast to prepare you for a morning in the saddle. Today, you will set off into the aspen forest and begin your 23km ride. In the heart of the Indian summer, enjoy the breathtaking views of the Rocky Mountains- an idyllic backdrop as you pass through the beautiful scenery rich with autumn colours. Continue along the route that leads you southwest of the ranch, and uncover the magic of this region during this delightful season. Dinner and overnight at the ranch.

Day 5 — 5 : ELBOW VALLEY - 5 hours riding

 Kananaskis Ranch

After breakfast, get your horses ready and drive further up into the mountains to the starting point of today’s trail ride in the Rocky Mountains. Uncover the hidden beauty of Elbow valley and ride across peaks that are situated 3,000m above sea level. Ride through icy streams before stopping for a panoramic picnic. As you look out across the magnificent landscape, you may get a sense of familiarity as this has been used as a setting for recent films like The Revenant and Broke Back Mountain. Return to the ranch in the afternoon before a hearty dinner to end your evening on a high.

Day 6 — 6 : POWDERFACE RIDGE - 5 hours riding

 Kananaskis Ranch

Today, you will set out on your final exploration ride in the Rockies. In typical Canadian style, our guides have certainly saved the best until last- the discovery of Powderface Ridge. At the highest point in the region, end your trip on a literal high as you look out over the valleys, and enjoy the panoramic view of the surrounding mountains and landscapes, extending across hundreds of miles of this magnificent region. Enjoy one last Canadian night at the ranch, with a delicious farewell dinner.

Day 7 — 7 : CALGARY - EUROPE

One last hearty cowboy breakfast before saying goodbye to the team and horses. Transfer to Calgary airport at around 9:30am. Return flight to Europe must be departing after 2:00pm. Transfer to other locations in Calgary possible.

DATES & PRICES			
DEPARTURE	RETURN	PRICE WITHOUT FLIGHTS	STATUS
27/09/2025	03/10/2025	£2,300	Full
27/09/2026	03/10/2026	£2,300	Full

Price details

- Flights to your destination are not included, but can be booked on request - please contact us for rates.
- Rates are per person, based on two riders sharing a twin or double room during the ride.
- Groups are composed of a minimum of 4 international riders and a maximum of 8 riders, plus guides.
- Single rooms cannot be booked and you must be prepared to share.
- At the ranch, your hosts are usually tipped around CAD\$100-150 per rider. This is not included.
- Accompanied minors are welcome from 10 yo, provided they match the riding requirements.
- Rider weight limit: 100 kg/15 st/220lbs. Heavier riders may be accepted with advance notice but you must match the riding requirements and be able

to mount and dismount unassisted.

- There is a supplement for riders requesting a dairy or gluten-free menu at CAD 10 per person per day (around GBP 5 per person)

- Riders flying into Canada are required to sign up for an electronic travel authorization. The ETA is a document that allows you to travel in Canada by plane and to travel freely inside the country. It is an entry requirement for visa-exempt foreign nationals travelling to or transiting through Canada by air: <https://www.canada.ca/en/immigration-refugees-citizenship/services/visit-canada/eta.html>. This is not included and yours to organise.

Please Note

The itinerary may be modified at anytime for security reasons, meteorological or events beyond our control such as blocked roads, rivers in flood, drought, strikes and local holidays. Equus Journeys, our local partners and their local guides will always strive to find the best solution and will alter the itinerary as needed.

The names of the hotels and accommodation are given for information only and depending on availability, they may be modified without notice and replaced by another of a similar standard.

Price includes

STAFF AND GUIDES

English-speaking guides and wranglers

LOGISTICS

1 horse fully equipped with Western tack

DOMESTIC TRANSPORTATION

Return transfers from Calgary airport at set times

ACCOMMODATION

Twin or Double room at the Ranch

MEALS

Full board accommodation from dinner on D1 to breakfast on D7

Price doesn't include

MEALS

Alcohol is not included (payable locally by cash in CAD or credit card).

Supplementary charge for specific dietary requirements (see dates and prices)

TRANSPORTS

Transfers outside normal hours

International flights

EXTRAS

Tips to the local team

INSURANCE

Visas and personal purchase

Cancellation and travel insurance are not included in the above listed price. Please note that insurance is mandatory. We recommend taking out an insurance policy as soon as your trip is booked to cover you in case of cancellation

Optional

ACCOMMODATION

Single room supplement

Horses

A team of 37 beautifully bred horses, well adapted to the demanding terrain of the region. You will find that there is a horse for everyone, with a variety of breeds including Percheron and Paint crusaders, Welsh Pony, quarter horses, as well as Arabian and Canadian bred horses. The horses are working horses- robust, tough and sure footed.

Guide & local team

Our guide Neil first founded the ranch in 1991, where he combined adventure and nature, with his love for history and horses. He is passionate about his region, and takes pride in showing riders the beautiful country and horses. His philosophy? Respect the magnificent nature that surrounds the region and the fantastic team of horses that will take you there. His wife Undine is also part of the team and looks after the guesthouse and helps train the horses.

Minimum riding ability

MINIMUM RIDING ABILITY

You must be comfortable riding in all three paces in open spaces and across rough terrain. Although you do not have to be an advanced rider, you must be able to control your horse and be confident in the saddle.

Children accompanied by adults and can ride at a very good level are accepted from 10 years. Unaccompanied minors are accepted from 16 or 17 years old.

Rider weight limit: 100 kg/15 st/220lbs. Heavier riders may be accepted with advance notice but you must match the riding requirements and be able to mount and dismount unassisted.

PACE

The main pace of the ride is walk, with opportunities for trots and canters where the terrain allows it. About 80% of the ride is at a walk.

TACKING ABILITY AND PARTICIPATION

You will be asked to tack and untack your horse. From the outset, your guide will ensure that you know how to do this with Western tack and will be happy to answer any of your questions and alleviate any concerns.

TRIP CONDITIONS AND REQUESTED EXPERIENCE

You need to be riding fit, with good levels of endurance. The terrain can be uneven at times with significant differences in level. There may be times in the ride where you will need to dismount from your horse and walk. The ranch is located at 130m above sea level, with the altitudes encountered on the rides varying up to 2000m.

EQUESTRIAN EQUIPMENT

Western saddles.

Saddlebags and water bottles provided.

Helmets are strongly recommended. We recommend our riders to wear a helmet to the correct standard and you should bring your own to ensure a proper fit.

TRAVEL INFO

COMFORT

The guesthouse at the ranch is an ideal place to get together, enjoy the autumn scenery of the foothills and experience western hospitality. Set on 522 acres in the foothills, the ranch is a beautiful place to enjoy the true colours of Autumn in the Rockies. "The Barn" equally reflects the atmosphere of the foothills with a cozy and unique space to relax in at the end of the day.. The guesthouse offers room for a total of 8 guests in 5 bedrooms with all the comforts.

Single accommodation cannot be booked and you must be prepared to share.

Please note: there is limited telephone network at the ranch. Free Wi-Fi (satellite) is available.

Laundry service is available at the Ranch at an extra cost.

MEALS

All meals are homemade, using fresh and local ingredients. Meals are served communally, with everyone sharing the same large table.

If you have a special diet or food allergies, please specify when booking as menus can be adapted to: vegetarian, lactose-free and gluten-free menus (supplement of \$ 10 per day for a gluten-free menu)

We feature local wine and beer from chosen distributors if you would like a beverage to accompany your dinner. Any alcohol purchases can be added to your stay.

CLIMATE

Autumn is the driest period. The averages for this period are around 20 ° C. Night temperatures; however, frequently drop below 0 ° C.

TIPS

In Canada, it is customary to leave a tip - primarily in restaurants and other service-based establishments. Expect to leave around 10-15% of the bill.

At the ranch, your hosts are usually tipped around 100- 150CA\$ per rider for the week.

PACKING LIST

Head

- Helmet - strongly recommended.
- Sunhat for when not riding
- Sunglasses - with a cord attached so they don't fly off when riding
- Buff or bandana

Upper body

- Long sleeved shirts provide protection from the sun and keep you cooler
- T-shirts
- Lightweight fleece or jumper
- Warm fleece or jumper
- Waterproof jacket - it can rain and there are frequent thunderstorms

Legs

- Lightweight, comfortable riding trousers or jodhpurs - we recommend riding in them at home before taking them on holiday to ensure they don't rub
- Casual trousers for the evenings, such as jeans

Hands and Feet

- Comfortable riding boots. We recommend short boots with half chaps but you may wish to take long chaps as an extra layer against inclement weather. We don't recommend taking your favourite long leather boots in case they get damaged
- Trainers or equivalent light shoes for moving around the ranch in the evenings
- Several pairs of socks
- Gloves - your hands are particularly exposed to the sun.

Evening wear

- Casual clothes for the evening

Nightwear

- Pyjamas or nightdress

Our Recommendations

- Backpacks cannot be worn whilst riding. We recommend a small bum bag or a coat with pockets so that you can carry small items with you during the day (passport, camera, sunscreen, lip balm etc)
- We recommend travelling in your riding boots and carrying your hat and some riding clothes in your hand luggage - then if your luggage goes astray you are still able to ride!

Other useful items

- Camera and high capacity memory card. Spare battery
- Bum bag for carrying your camera and small items whilst riding you can put them in your saddle bag
- Ear plugs (for light sleepers)

In your hold luggage

- Any liquids, such as shampoo, moisturiser, deodorant unless they are less than 100ml and all bottles can fit in a small, clear, plastic ziplock bag.

In your hand luggage

- Any valuables, such as your camera, ipod, ipad etc.
- Travelling in your riding boots and carrying your hat and some riding clothes is highly recommended - then if your luggage goes astray you are still able to ride!

Medical kit

- Any medication you regularly take
- Sunscreen and lip balm - should be high factor
- Insect repellent, preferably containing deet
- Blister plasters in case of any rubs
- Antiseptic cream, plasters, aspirin, anti-histamine, insect-bite salve etc...
- Spare prescription glasses/contact lenses
- Rehydration sachets

Miscellaneous

- We recommend taking a copy of your passport and insurance documents with you just in case.

SUSTAINABLE TOURISM

1. **Travel light.** It's a little known fact, but the lighter you pack, the better for the environment as heavy bags will produce higher emissions (when flying a plane or driving a car!).
2. **Reduce plastic waste.** Take your favorite reusable bottle with you. Avoid single-use bags, cups, or straws.
3. **Preserve nature.** Always take your rubbish with you during the ride and recycle them. Leave all the flowers or plants as you found them, and never get too close when observing wildlife. Make sure to use eco-friendly products such as body wash or laundry detergent (if camping) to protect both your skin and the environment.
4. **Choose your experiences carefully.** Respect animal life by not participating in any activities that abuse wild animals (shows, elephant rides, etc.).
5. **Support local populations.** Buy local handicrafts, be respectful of customs, and learn about the culture of local communities.
6. **Share!** Raise awareness among your family and friends about sustainable tourism.

For more information please [see this page](#) .