






## Princes of Marwar

### INDIA RAJASTHAN

**Ride** between Jodhpur and Udaipur travelling through the coloured Vishnoi village on your beautiful **Marwari horse**. You overnight in some beautiful renovated country side ancient Maharajas palaces. Mounted upon beautiful Marwari horses whilst being guided by accomplished horseman Khem Singh Rathore this **horse riding holiday** leads you through historically rich regions from the Kumbalgarh fortress to the semi arid country side.

<b>Trail Riding</b>	 <b>12 days / 7 days riding -</b>	 <b>From £0</b>	
---------------------	--	--	---



Enjoy a riding adventure across India



### ITINERARY

## Highlights

- Ride one of the most beautiful horses in the world, the spirited Marwaris of Rajasthan
- Stay in splendid Maharajas country side palaces.
- Experience true rural Indian life riding through coloured Vishnoi villages on horseback
- Visit Kumbalgarh, the last Rajput resistance stronghold.
- Explore the stunning historic capital of the kingdom of Mawa and its floating palaces.

## Day 1 — 1: FLIGHT TO JODHPUR

Flight to Jodhpur. This is an overnight flight in most cases - you will be departing today and landing in the morning or early afternoon of Day 2.

Flights are not included, but can be added to your quotation on request.

## Day 2 — 2: ARRIVAL IN JODHPUR

 Jodhpur Ranbanka Palace

On arrival at Jodhpur, you are welcomed by your guide and transferred to your hotel. Overnight in Ranbanka Palace, Balsamand Lake Palace or similar.

Note - if your flight is very early, there is time for some sightseeing such as the Mehrangarh fortress today.

Lunch or dinner not included.

## Day 3 — 3: JODHPUR - LUNI - KHANDI - 2 hours riding

## Kazzi Camp

In the morning, visit of the Mehrangarh fortress overlooking the whole city (if not done the previous day). This is one of the largest forts in India. Built around 1460 by Rao Jodha, the fort is enclosed by imposing thick walls. Inside its boundaries there are several palaces known for their intricate carvings and expansive courtyards.

After having being transferred by car to Luni river, you meet your guide and the Marwari horses. In the afternoon you have a short ride to the camp located in the desert of Khandi.

Beautiful tent well furnished.

## Day 4 — 4 : KHANDI - ROHET - 3h30 hours riding

---

### Rohet Garh

You ride in the morning in the Bishnoi semi-arid region.

You arrive at lunch in the big village of Rohet where you will stay for the night in a beautiful renovated country side palace.

In the afternoon you may wish to explore the village on foot and take the opportunity to bathe in the swimming pool.

## Day 5 — 5 : ROHET - SADAR SAMAND - 5H30 hours riding

---

### Sardar Samand

This morning you will ride on sandy pathways which allow some faster paces. You are crossing the Bishnoi territory, a secluded region with few inhabitant. The Bishnoi people are very peacefull and are not hunting that makes this area a paradise for the Chinkara gazelles, antelopes and the balckbucks with their beautiful black horns. You reach for lunch time the splendid art deco palace of Sadar Samand.

During the afternoon you may wish to relax, visit the area, observe the numerous birds colonizing the lake (if the lake is not dry).

## Day 6 — 6 : SADAR SAMAND - KOTRI - 2h hours riding

---

### Kotri Rawla

Morning drive (2h30 transfer) to reach Rawla Narlai for lunch. After lunch, you ride out towards Kotri. This area is more arid and you may observe some antelopes, gazelles and cranes. You reach Kotri where the people are very open and talkative.

Overnight in a family palace.

## Day 7 — 7 : KOTRI - RAWLA NARLAI - 3-4 hours riding

---

### Rawla Narlai

Your ride either through irrigated or semi arid areas. The first one is dedicated to farming, the second to animals breeding. You have a lunch at Rawla Narlai and visit the picturesque city and its temples. You can see some cenotaphs, an "empty tomb" or monument erected in honour of a person or a group of people buried elsewhere, very old wells. Free afternoon in the surroundings of Narlai.

Overnight in a charming palace hotel.

## Day 8 — 8 : RAWLA NARLAI - SADRI TOWN - 3 hours riding

---

### Maharani Bagh Orchard retreat

Today the ride leads you through some small stones villages. They are farming cotton plant, rapeseed and wheat and you may see people harvesting.

In the afternoon transfer to Ranakpur where you visit Jains temples dating back from 14th century. This is a complex and sophisticated architecture and the inside is made from white marble. The size, finesse and elegance of the building are in harmony and very well balanced making the temple very impressive.

Overnight at Maharani Bagh Orchard.

## Day 9 — 9 : BHARIJA - KUMBHALGARH - 4 hours riding

---

### Aodhi hotel

Today you ride in the Arawallis forest on a meandering path.

Once a primal forest you may see some monkeys, lynx, panther or palm squares.


You reach Kumbhalgarh fortress which is the end of the ride.

Kumbhalgarh has very impressive 35km long fortification construction on which 8 horses can be ridden side by side.

You overnight in a pleasant hotel in Aodhi located at 2 km of the fortress.

## Day 10 — 10 : KUMBHALARG - UDAIPUR - No riding

---

 Hotel Lake Pichola Palace

You are transferred by vehicle to Udaipur after the breakfast. 3 hours driving.

In the afternoon you explore one of the most romantic city of Rajasthan : Udaipur which is the historical capital of the kingdom of Mewar in the former Rajputana Agency. Maharana Udai Singh of the Sisodia clan of Rajput founded the city 1553 and shifted his capital from the city of Chittorgarh to Udaipur. The city has received a rich cultural heritage from the bygone ages. The lakes, temples, huge forts and palaces boast about the rich legacy of this city. The Maharaja palace standing on the east bank of Lake Pichola is a massive series of palaces built at different times from 1559. Its main entrance leads to a series of courtyards, overlapping rooms, terraces, corridors and gardens.

Situated over an island in Lake Pichola, the Lake Palace was constructed to serve as a royal summer palace. Built of white marble, the palace is now a luxury 5 Star hotel

The Jagdish Temple is a large Hindu temple in the middle of Udaipur, built by Maharana Jagat Singh I.

Udaipur is also well known for handicrafts such as paintings, marble articles, silver arts, terracotta, handicraft and hand loom carpet nestled in narrow chaps and streets.

Night in Hotel Lake Pichola or similar.

## Day 11 — 11: UDAIPUR - DEPARTURE

---

You will have the morning free to explore at your own leisure the white roads of the old town where shops and temples alternate along the length of the street interspersed with homes with facades with primitive frescos. In these narrow streets, you may cross horses made up for a wedding or elephants taking goods to market.

Lunch and dinner not included.

You will then be driven to the airport for your flight from Udaipur (flights are not included)

## Day 12 — 12: ARRIVE IN EUROPE

---

### DATES & PRICES

We are currently updating our dates and prices they will be online soon. If you want details of this holiday, please do not hesitate to contact us.

## Price details

---

No departure for this destination. Please contact our travel advisers for more information.

- International flights are not included, but we can quote for these upon request - please contact us.

- Rates are per person, based on two riders sharing a twin or double room/tent.

- Groups are usually composed of a minimum of 4 riders and a maximum of 12 riders.

- There is a single supplement payable if you end up in your own room. The supplement is c. €700/£625/\$780 and will be refunded to you if a sharer is found.

- A visa is required to enter India and is your responsibility. See "health and visa".

Please Note

The itinerary may be modified at anytime for security reasons, meteorological or events beyond our control such as blocked roads, rivers in flood, drought, strikes and local holidays. Equus Journeys, our local partners and their local guides will always strive to find the best solution and will alter the itinerary as needed.

The names of the hotels and accommodation are given for information only and depending on availability, they may be modified without notice and replaced by another of a similar standard.

## Price includes

---

### SUPPORT TEAM

1 support vehicle for logistics

1 horse equipped with saddle and bridle per rider  
1 team in charge of the horses

### **INLAND TRANSPORTS**

All land and airport transfers described in the itinerary

### **ACCOMODATION**

2 person tents with beds, comfortable mattress and bedding supplied  
Double or triple room in hotel, guesthouse or palace in the countryside  
Double room in hotel standard 3\*/4\*

### **MEALS**

1 bottle of mineral water per day during the ride

### **ADDITIONAL EQUIPMENT**

saddle bags  
First aid kit

## Price doesn't include

---

### **MEALS**

Non applicable meals: Lunches and dinners outside of the ride (Jodhpur and Udaipur)  
Beverage and personal extra

### **TRANSPORTS**

International flights to Jodhpur and from Udaipur  
Visa fees

### **EXTRA**

Tips to local team  
Single room supplement if we are not finding somebody to share  
Park, museum and other site entry fees (audio guide at Mehrangarh Fort/ Ranakpur Temple and Kumbhalgarh Fort are extra and clients will have to pay this on site.)

### **INSURANCE**

Cancellation and travel insurances are not included. Please note that insurance is mandatory. We recommend to take out an insurance policy as soon as your travel is booked in case of cancellation.

## Optional

---

### **ACCOMMODATION**

Single room and tent supplement - see dates and prices

## EQUESTRIAN INFO

### Horses

---

The horses are mostly pure bred Marwari horses. They vary in size from 14.2 to 16 hands. They are warm bloods and need to be ridden more with the seat. We do not ride on the mouth as one would ride a thoroughbred. We sit deep almost western style and use the reins very lightly. The horses generally have a soft mouth. The Marwari's extraordinary beauty, arched ears and fiery look adds to their charm.

### Guide & local team

---

Who better to lead you than a direct descendant of the House of Ghanerao, a man who can give you the history with anecdotes of the country, offering an experience that is highly personalized and specialized. His passion for nature and conservation of the environment gives a lot of material for exciting stories.

Khem is personally known and related to most of your hosts at the heritage hotels ensuring you are well looked after. He is also a keen naturalist, and can help you identify various species of flora, fauna and avifauna that you may encounter.

A keen sportsman and excellent rider - he has helped to train horses for Polo and now plays golf between Safaris. Khem - a committed bachelor, is a well travelled man and a world citizen, greatly committed to the conservation of the fragile ecology of our planet. All in all, the man most qualified to lead you on your adventure from the plains of Marwar to the hills of Mewar.

## Minimum riding ability

---

### MINIMUM RIDING ABILITY

---

You need to be a competent rider, capable and in control in all paces in open spaces. You must be able to rise to the trot and canter in a forward seat.

Weight limit: 85 kgs

### PACE

---

There are long periods of walking, some fast and regular trots and numerous gallops when the terrain allows it.

### TACKING ABILITY AND PARTICIPATION

---

A team of grooms will feed, care for and saddle your horses. You can help with untacking if you wish, but this is not expected.

### TRIP CONDITIONS AND REQUESTED EXPERIENCE

---

You should be at ease at the 3 paces. Having previous experience of a trail ride of several days would be an advantage but it is not compulsory. It is of particular importance to ensure you are comfortable and balanced when riding at speed across rough and open spaces.

Visiting a new country offers the opportunity to meet other cultures with different mentalities, therefore it is important to accept these differences and respect the local way of life.

### EQUESTRIAN EQUIPMENT

---

The saddles are steel arch cavalry. They are made of leather fitted on a steel frame and the advantage is that they do not sit on the withers of the horse. This way you ride a natural deep seat and it is beneficial for the horse on long rides.

We recommend a seat saver be taken with you and the grooms will happily put it in place.

We recommend our riders to wear a helmet to the correct standard and you should bring your own to ensure a proper fit.

## TRAVEL INFO

### COMFORT

---

This is the core point of this ride. You stay in luxurious or more simple country side palaces which belongs to Jodhpur or Udaipur Maharajas families or a local civil servant. Some of the palaces offer swimming pool facilities which is very pleasant during hot season. You overnight in a double room with private bathroom. Before or after the ride we have selected high standard hotel.

In Pushkar the camp is very comfortable with bed, shower and toilet.

### MEALS

---

Hotels: On most hotel nights a choice of meals will be available, with wine and spirits also available. Breakfast will be a choice of various fruits, cereals, toast and some cooked items too.

Camping: A help yourself breakfast of toast and cereals with eggs cooked to order if you wish. You have a hot lunch and then another hot meal in the evening around the camp fire. The food is varied and tasty Indian cuisine.

Contrary to popular belief, all Hindus are not vegetarians and strict vegetarianism is limited to the south. However, you are unlikely to be served beef steak as the cow is sacred. You can expect to eat either goat or chicken.

Water:

Take care and do not drink water unless it out of a bottle. It is better to buy mineral water when staying in the towns. The water you will be offered along the trail will be treated.

There will be limited alcohol to purchase and a variety of soft drinks.

### CLIMATE

---

Rajasthan has a hot dry climate. The monsoon is from June to September during which it is particularly hot. Rain outside the monsoon months is unlikely. The rides are scheduled for the cooler months and at this time the maximum temperature would be around 24°C during the day. Please be mindful that evenings can be cool (c. 5°C) and you should bring a warm sweater and be prepared for a chilly morning just in case there is a snow fall in the

Himalayas as the temperature does drop suddenly at times. When camping, the nights can be cold and are felt much more and you are advised to bring warm clothes for sleeping.

## TIPS

Tipping is popular in India and it is customary to tip not only your team (guide, cook etc) but also staff in hotels and restaurants. You may find it useful to create a communal tipping "pool" at the start of the trip so that the group tip as a whole. Budget for c. £40-50 per person in total. However, tipping is not an obligation and so this is left to your discretion.

Be careful not to tip too much - being overly generous can affect the general standard of living and destabilise the local economy. If children earn more money than their fathers by begging or asking for money for photos then this can create major distortions within the family.

## PACKING LIST

Please pack in accordance with local religious and traditional cultures - it is important to keep your shoulders and knees covered when meeting local populations. Please do not wear shorts or strappy tops in towns and villages. You will also require some smart casual clothes for your hotel nights.

Please note that baggage allowance on Air India (domestic flights) is 25kgs in checked bags and 7 kgs for carry-ons.

### Head

- Equus Journeys strongly recommend that you wear a riding helmet and that you take your own to ensure a correct fit. There are many lightweight options available nowadays
- Sunhat for when not riding
- Sunglasses - with a cord attached so they don't fly off when riding
- Woolly hat
- Buff or Bandana to protect against sand, sun and dust

### Upper body

- Long sleeved shirts provide protection from the sun and are an extra layer
- T-shirts
- Lightweight fleece or jumper
- A light waterproof jacket

### Legs

- Lightweight, comfortable riding trousers or jodhpurs - we recommend riding in them at home before taking them on holiday to ensure they don't rub
- Casual trousers for the evenings.
- Swimsuit to enjoy the swimming pool of the hotels

### Hands and Feet

- Comfortable riding boots. We recommend short boots with half chaps. We don't recommend taking your favourite long leather boots in case they get damaged
- Trainers or equivalent light shoes for the evenings
- Socks
- Gloves - your hands are particularly exposed to the sun

### Our Recommendations

- Please don't take a hard sided suitcase. Your luggage should be soft sided with a capacity of about 80 litres. We recommend taking a backpack or similar.
- Backpacks cannot be worn whilst riding. MAX LOAD is 15kg.
- We recommend a small bum bag or a coat with pockets so that you can carry small items with you during the day (camera, sunscreen, lipbalm etc) and whilst riding.
- We recommend travelling in your riding boots and carrying your hat and some riding clothes in your hand luggage - then if your luggage goes astray you are still able to ride.
- All riders may benefit from taking a pair of long stirrup leathers with them (the local stirrups are adjustable but are sometimes limited in length)

### Other useful items

- Towels - camping ones will both dry and pack more easily
- Small backpack 25-30 liters
- Camera and high capacity memory card. Spare battery
- Bum bag for carrying your camera and small items whilst riding
- Headtorch or small torch for moving around camp at night - bring spare batteries and bulbs
- Water bottle (2 litres or 2 x 1 litre)
- Swiss army knife

- Wet Wipes or equivalent (for when washing facilities aren't available)
- Toilet paper and a lighter to burn it with
- Small plastic bags for rubbish
- Ear plugs (for light sleepers)

#### In your hold luggage

- Any liquids, such as shampoo, moisturiser, deodorant unless they are less than 100ml and all bottles can fit in a small, clear, plastic ziplock bag. We recommend biodegradable washing products where possible.
- Swiss army knife (or equivalent)

#### In your hand luggage

- Any valuables, such as your camera, ipod, ipad etc.
- Travelling in your riding boots and carrying your hat and some riding clothes is highly recommended - then if your luggage goes astray you are still able to ride!

#### Medical kit

- Any medication you regularly take
- Sunscreen and lip balm - should be high factor
- Insect repellent, preferably containing deet
- Blister plasters in case of any rubs
- Antiseptic cream, plasters, aspirin, anti-histamine, insect-bite salve etc...
- Spare prescription glasses/contact lenses
- Eye drops
- Imodium or similar anti-diarrhoea medication
- Re-hydration sachets
- Water purification tablets
- Antiseptic wipes
- Handwash gel

#### Miscellaneous

- We recommend taking a copy of your passport and insurance documents with you in case you lose your originals
- Please take your rubbish home with you. There are no recycling facilities in Rajasthan, so take your used batteries, aerosols etc back home and dispose of them appropriately. Try to leave excess packaging material at home before travelling
- You may wish to take some photographs or postcards of your home with you to show your hosts. You may also wish to take some crayons, colouring books etc for the children
- If you prefer travelling in a "light way" please choose a biodegradable soap or washing powder/liquid.

## SUSTAINABLE TOURISM

1. **Travel light.** It's a little known fact, but the lighter you pack, the better for the environment as heavy bags will produce higher emissions (when flying a plane or driving a car!).
2. **Reduce plastic waste.** Take your favorite reusable bottle with you. Avoid single-use bags, cups, or straws.
3. **Preserve nature.** Always take your rubbish with you during the ride and recycle them. Leave all the flowers or plants as you found them, and never get too close when observing wildlife. Make sure to use eco-friendly products such as body wash or laundry detergent (if camping) to protect both your skin and the environment.
4. **Choose your experiences carefully.** Respect animal life by not participating in any activities that abuse wild animals (shows, elephant rides, etc.).
5. **Support local populations.** Buy local handicrafts, be respectful of customs, and learn about the culture of local communities.
6. **Share!** Raise awareness among your family and friends about sustainable tourism.

For more information please [see this page](#) .