



Equus Journeys

HORSEBACK TRAVEL & EQUESTRIAN TRADITIONS SINCE 1972

+44 (0) 1905 388977


info@equus-journeys.com

Last updated 18/01/2026

Dryhead working ranch and cattle drives

UNITED STATES

Embark on a unique experience in the USA. A traditional rancher family will welcome you into their ranch for a **cattle drive** and ranch holiday like no other. You will have the opportunity to ride between the two Western states of Wyoming and Montana (on certain weeks), and experience **life on a working ranch**, rounding up cattle or horses and guiding them to fresh pastures. If you are after some traditional ranch knowledge, certain weeks will offer you plenty of activities to learn how to manage the land and livestock. Regardless of your selected activities, your time at the **Dryhead ranch** will be a memorable adventure.

Ranches and Cattle Drives	 9 days/ 5 days riding	 From £2,093		Family holidays from 14 y.o
----------------------------------	--	--	---	--------------------------------



ITINERARY

Highlights

- Explore two incredible Western states: Montana and Wyoming, on a riding holiday
- Embark on a unique experience with an authentic American rancher family.
- Discover the cowboys daily life on an authentic, family-run ranch
- Participate in traditional cattle drives with a large herd of cattle stretching for miles before you.

IMPORTANT: Your itinerary for the following days may vary depending on your selected week. Please note that some departures include a shorter cattle drive (2 days), then you will stay at the ranch and focus on other ranch-based activities.


Day 1 — 1 : Arrive in Billings

Fly to Billings International Airport in the United States (flights are not included but can be booked for you on request). There are no flights arriving early enough from Europe so you will be spending a night in Billings. We recommend you stay at the Best Western Clock Tower Inn, where you can be picked up the following morning. (Please note this hotel is not included but it can be booked on request).

US riders should aim to arrive the following day (Sunday morning) on time for their pick-up and drive to the ranch.

It is also possible to arrive at Yellowstone Regional Airport (Cody, Wyoming) and drive to Lovell, please contact us.


Day 2 — 2 : Billings - Montana - 2h30-3h drive

 Dryhead ranch

You will be picked up on Sunday at 4pm by Jennifer or another member of staff from your hotel or the airport before heading off to the ranch. The drive will take around 2h30. On the way, you will pass some historical attractions such as the Pryor Mountain Wild Mustang Reserve, Big Horn Canyon Recreation Area and Caroline Lockhart Ranch. This will give you a glimpse of the beautiful landscapes Montana and Wyoming have to offer. On arrival a warm meal will be ready for all the guests. Graces will be said before you dig in. After dinner, guests are expected to clean up after themselves. With your belly full you will be shown to your room for a good night's rest.

IMPORTANT: Please remember the following programme can vary slightly depending on local conditions, weather, etc. This is a mere guide designed to help you choose the best time to go according to your interests. Check dates and prices for the anticipated week-per-week programme.


Day 3 — 3 : Montana - 4-7 hours riding

 Dryhead ranch

After a full American breakfast, the team will provide a crash course in effective cattle handling and how to ride like a real cowboy. The team will pick a horse for you to ride today. They will also show you how to adjust a Western saddle and bridle. Less experienced riders are welcome on this cattle drive and will benefit from one-to-one lessons and advice from the staff. After riding for a short while, you will spot the herd. The cattle needs to be regularly rotated from one pasture to another to ensure they have regular access to grass. You will enjoy the feeling of freedom while riding through the vast property. A short picnic break will be taken at noon. At the end of the day you will leave the herd behind and go back to the ranch for a tasty dinner.


Overnight at the ranch.

Day 4 — 4 : Montana - 4-7 hours riding

 Dryhead ranch


Another day in the saddle. Today, you may have to ride up north with the team to find some stray cattle that have ventured off into the canyon or by the river banks. Once they are reunited with the herd, let the animals catch a break while you enjoy a picnic lunch in the shade. In the late afternoon, leave the horses in a corral for the night. The team will drive you back to the ranch. Overnight at the ranch.

Day 5 — 5 : Montana-Wyoming-Montana - 4-7 hours riding

 Dryhead ranch


This morning, you may be heading out early. Once in a while, the ranch may be informed by another wrangler family that their cattle were spotted on their property. Guests and ranchers will check the fences and make any necessary repairs. After a picnic lunch break you will have to pick up the pace to reach the ranch before it gets dark. Overnight at the ranch.

Day 6 — 6 : Montana - 4-7 hours riding

 Dryhead ranch

Every day is different at the ranch. Experienced riders might accompany one of the wranglers looking for a sick cow spotted the day before. Riding back to the ranch, you will join the rest of the busy group sorting out cattle and calves. Dinner and overnight at the Ranch.

Day 7 — 7 : Montana - 4-7 hours riding

 Dryhead ranch

By now you already know the routine and tricks of the (cowboy) trade. Today you might be going on a mission looking for the young horses that are free to graze in the mountains. Experience a short horse drive to push the horse herd in the right direction. The task may seem difficult, but you will have the opportunity to make use of all of the techniques acquired over the week. Make the most of your last day riding through the Bad Pass Trail in the Pryor Mountain Mustang Reserve. Last evening at the ranch with the family. Please make sure to pack this evening as you will be departing for the airport early in the morning.

Day 8 — 8 : Ranch-Billings-Europe - 2h30-3h drive

This Saturday after saying goodbye to the team and horses, Jennifer will take you to Billings Airport. You will leave the ranch around 9am and arrive in Billings between 11:00 and 12:00 am. Please make sure to book a flight departing after 1:30 pm.

Extensions are also possible - Yellowstone National Park, Glacier National Park etc. Please contact us.

Day 9 — 9 : Europe

Arrive home early in the morning.

DATES & PRICES

DEPARTURE	RETURN	PRICE WITHOUT FLIGHTS	STATUS
25/04/2026	03/05/2026	£2,093	Full
02/05/2026	10/05/2026	£2,093	Full
09/05/2026	17/05/2026	£2,093	Full
16/05/2026	24/05/2026	£2,093	Full
23/05/2026	31/05/2026	£2,093	Full
06/06/2026	14/06/2026	£2,093	Full
13/06/2026	21/06/2026	£2,093	Full
20/06/2026	28/06/2026	£2,093	Full
18/07/2026	26/07/2026	£2,093	Full
25/07/2026	02/08/2026	£2,093	Full
22/08/2026	30/08/2026	£2,093	Full
29/08/2026	06/09/2026	£2,093	Full
05/09/2026	13/09/2026	£2,093	Full
12/09/2026	20/09/2026	£2,093	Full
19/09/2026	27/09/2026	£2,093	Full
26/09/2026	04/10/2026	£2,093	Full
03/10/2026	11/10/2026	£2,093	Full

Price details

- International flights are not included, but can be booked upon request. The first hotel night is not included but we will be happy to organise this for you.

- The group is made of 5-13 riders maximum plus local team.

- The above rates are per person, based on a standard double room with a shared bathroom. There are private cabins available for \$500/£390/€460.

- The ranch has some single rooms (with shared bathrooms) that they can give without a supplement on a first come, first served basis.

- Return transfer to and from Billings is not included and payable locally in cash (US\$120 per person). There are two pick up places: Best Western Clock Tower Inn, and the Airport-at Door 4 at the west end of the airport. Pick up is in the mid-afternoon.

- Gratuities are not included in the listed price and must be factored into your budget - plan to tip around \$400.

- Non-riders are welcome

- An electronic travel authorisation (ESTA) is required to enter the USA. It is your responsibility to organise this. Please visit <https://esta.cbp.dhs.gov/> and contact us if you need help.

- The ranch is located on Indian territory. Alcohol is strictly prohibited by Indian law.

IMPORTANT: Your itinerary for the following days may vary depending on your selected week. Please note that some departures include a shorter cattle drive (2 days), then you will stay at the ranch and focus on other ranch-based activities.

ANTICIPATED PROGRAMME 2025-2026

Weeks for Ranch activities:

- Spring/early summer: gathering cattle in the corral, branding calves, veterinary care and shorter drives. Spring is branding time, when the calves are small enough to be handled by a crew of guests and cowboys and foot. Each calf is branded, vaccinated, and males are castrated. Ranches are required by law to brand out cattle to show ownership.

- Summer is not typically cattle drive season, but there are still lots to do. This may include: checking on the herds of cattle and horses grazing on the land, shorter cattle drives to different pastures, monitoring young heifers, seeking out stay cows and calves out on neighbouring ranches, checking water troughs, fencing, etc.. In the summer, the team will also take the younger horses on their first range excursions. This is a great time to visit if you would like a varied week with lots of different options.

CATTLE DRIVE AND WEANING WEEKS -

April 26 – May 2, 2026 Cattle Drive from Wyoming to Dryhead ranch in Montana.

May 3 - 9, 2026 Cattle Drive from Wyoming to Dryhead ranch in Montana.

May 10 - 16, 2026 Cattle Drive from Wyoming to Dryhead ranch in Montana.

May 17 – 23, 2026 Cattle Drive from Wyoming to Dryhead ranch in Montana

Sept 13 - 19, 2026 Gathering cows and calves to vaccinate calves.

Sept 20 - 26, 2026 Gathering cows and calves to vaccinate calves.

Sept 27 – Oct 3, 2026 Gathering cows and calves to vaccinate calves

RANCH WEEKS -

May 24 – 30, 2026 Gather cows and calves, sort pairs, brand calves.

June 7 - 13, 2026 Gather cows and calves, sort pairs, brand calves.

June 14 - 20, 2026 Finish branding, gather and move cows to mountain pasture.

June 21 - 27, 2026 Settling cows, checking for sickness and riding fence.

June 28 - July 4, 2026 Closed Week

July 5 - 11, 2026 Closed Week

July 12 - 18, 2026 Closed Week

July 19 - 25, 2026 Rotating pastures, doctoring for sickness, riding fence.

July 26 - Aug 1, 2026 Doctoring for sickness, rotating pastures, riding fence.

August 2 - 8, 2026 Closed week.

Aug 9 - 15, 2026 Closed week.

Aug 16 - 22, 2026 Closed Week.

Aug 23 – 29 ,2026 Doctoring for sickness, checking water sources, fencing.

Aug 30 - Sept 5, 2026 Begin outside riding. Bringing back cattle, putting out strays.

Sept 6 - 12, 2026 Gathering cows to ranch for weaning. Putting out strays.

October 4 - 10, 2026 Putting cows on fall pasture, looking for unweaned calves.

Please Note

The itinerary may be modified at anytime for security reasons, meteorological or events beyond our control such as blocked roads, rivers in flood, drought, strikes and local holidays. Equus Journeys, our local partners and their local guides will always strive to find the best solution and will alter the itinerary as needed.

The names of the hotels and accommodation are given for information only and depending on availability, they may be modified without notice and replaced by another of a similar standard.

Price includes

SUPPORT TEAM

A team of cowboys from the ranch

LOGISTIC

Choice of several horses equipped with saddle and bridle

1 support vehicle

1 cook

ACCOMMODATION

Double or twin room with shared bathroom

Montana bed tax

MEALS

Full board from dinner on Day 2 to breakfast on Day 8

Price doesn't include

MEALS

Beverages and personal extras-Alcohol consumption in the ranch is prohibited (Indian reserve).

Meals in Billings

Meals on day 1, 2 (breakfast and lunch), 8 (lunch and dinner) and 9 are not included in the price

TRANSPORTS

Visa fees (ESTA) which must be arranged in advance

International flights bookable on request

Transfers from Billings to the ranch (return) - see dates and prices

EXTRAS

15% gratuities for the team

INSURANCE

Cancellation and travel insurances are not included. Please note that insurance is mandatory. We recommend to take out an insurance policy as soon as your travel is booked in case of cancellation.

Optional

ACCOMMODATION

Hotel accommodation in Billings

En-suite room supplement

Single room supplement

EQUESTRIAN INFO

Horses

There are approximately 150 Quarter horses roaming freely on the ranch lands. These horses are well suited for western riding and cattle/horse drives due to their sprinting abilities. They have a great temperament and are very energetic and steadfast. They know their tasks well and are ideal companion for a first-time ranch holiday! More experienced riders will be able to ride younger or greener horses, if they wish, and if they have proved able to do so.

Guide & local team

The team you will meet at the ranch is a traditional American rancher family. Joe and Iris purchased the Dryhead ranch 30 years ago and have hosted countless successful cattle drive holidays. Today, all of their traditions and values are still very much alive and have been passed on to their sons, daughters, grand children and even great-grandchildren that still live and work at the ranch. This wrangler family is very passionate about their job. They will be more than happy to share with you their knowledge and legacy.

Minimum riding ability

MINIMUM RIDING ABILITY

Experienced and more novice riders are welcome at the Ranch but you must have the right mindset and be aware this is a working cattle ranch, not a dude ranch!

To get the most out of this trip, you should be at ease at all three paces. It is important you are fit and ready to face long hours in the saddle. Everyone will be given a job depending on their riding ability. The riding hours are long, 5-6h on average but it is possible some days will be longer and you must be able to cope.

There is a rider weight limit of 100kg /220lb/15.7st. Heavier riders please contact us.

PACE

Riding at all paces - walk, trot and canter over green pastures, forests, canyons and rivers. When driving cattle, the main pace is the walk with some trots. Riders looking for a slightly faster pace may be interested in the "Horse Drive" programme running in the spring time and fall.

TACKING ABILITY AND PARTICIPATION

Grooming, tacking and untacking your horse is expected. Help is provided if needed.

TRIP CONDITIONS AND REQUESTED EXPERIENCE

Please note: A stay at the Dryhead (and all our working ranches) follows the true rhythm of ranch life. There is no fixed program or daily schedule, activities depend entirely on the needs of the cattle and the ranch on any given day. You'll simply join the cowboys in whatever work needs doing, from gathering and moving cattle to fence checks or general ranch chores. There are no briefings or planned itineraries, as each day unfolds naturally according to the ranch's priorities. This is a key part of the experience and what makes a working ranch stay so authentic. If you are looking for a more leisurely holiday with more standard instruction and guidance, this may not be the right place for you.

You must be physically fit and riding fit. Riders who do not ride regularly must get riding fit before the holiday, since you will be spending 5-6h or more in the saddle. Riding hours can be longer than that, even.

This is an authentic working ranch. Guests will be spending long hours in the saddle and will be involved with the day-to-day cattle work.

EQUESTRIAN EQUIPMENT

Western tack.

We recommend our riders to wear a helmet to the correct standard and you should bring your own to ensure a proper fit.

TRAVEL INFO

COMFORT

You will be spending every night at the ranch, that is tastefully decorated in the American tradition. Two types of accommodations are possible: rooms sharing a bathroom in a wooden house (also known as the bunkhouse) or several twin/double en-suite cabins.

There is a supplement to request en-suite rooms. Please see "dates and prices"

The ranch house features a guest room where guests are welcome to relax after the days ride. There is a gift shop where guests and cowboys can buy needed riding items to use on their holiday or gift items to take home. In the guest room is a small library of second hand books, western movies, and complimentary WiFi.

WiFi does not extend to the rooms and cell phone reception is very limited. Please note the Ranch is very remote (1-1h30 from the nearest town).

MEALS

All meals are freshly prepared by the ranch cook. Ingredients are locally sourced. The meals will be served buffet-style. In keeping with the family's traditions, prayers are said before each meal. If you are uncomfortable with this, this may not be the right ranch for you.

Breakfast: hot and hearty with sweet and savoury options.

Dinner: tender Angus beef steaks and sirloin roast from the farm, meatballs, stews, vegetables, salads and home-made desserts.

Lunch: Depending on the activities scheduled for the day, lunch may be had at the ranch or you will carry your sack picnic with you on the trail.

Riders are expected to clean after themselves and wash their own dishes.

Snacks, lemonade and cookies are always readily available.

Special dietary requirements may be accommodated on request - please let us know before booking. Alcohol consumption on the ranch is prohibited as the ranch is located in an Indian reservation.

CLIMATE

The climate is continental, meaning hot summers and cold winters. Summer are usually hot (20-25°C and peaks of 30°C) but since the ranch is located

on a mountain region, a cold breeze usually flows through the land.

In April and October, temperatures range from 5-10 °C during the day and there might be some snowfalls at night. There may be colder spells too, especially in late October, so you should be prepared for sub-zero temperatures. Always best to check the forecast a few days before departure!

During May and September, the temperature are warmer (10-15 ° C, up to 20 ° C) but nights will remain cold.

Chances of rain are higher during the months of May and June. The weather in this area is always difficult to predict, so you should pack accordingly.

TIPS

Tippling is expected in all restaurants (except on some snack meals and in self-service restaurants). It is customary to leave 10-12% of the bill as a tip. Some places you visit will automatically add in a tip.

At the ranch, gratuities are not included in the listed price - see "dates and prices".

PACKING LIST

Important: You should adapt this list according to your departure date and be sure to wear warmer clothes for the Autumn season - October in particular can be cold. Remember that whatever the season, nights are cold and bad weather is always a possibility.

Head

- A riding helmet is strongly recommended. Helmet manufacturers (GPA, HKM, LAS Helmets, Lamicell, Troxel, Equithème) now offer horse-riding helmets that are ventilated, strong, light and comfortable. You also have the option of buying protective shells to go under your hats (Ranch & Rider, Lexington Safety Products) or western hat helmets (Troxel)
- In Western riding, it is common to always be wearing a hat. You could buy this on the spot, at the beginning of your travels to blend in with the local community (You should consider it may cost around \$50-\$120). It is crucial the hat holds on your head even when galloping!
- A bandana or a scarf to protect your neck and face from dust and sunshine
- Sunglasses with high UV protection and cord attached so they don't fly off when riding
- A hat for the evenings that might get cold.

Upper body

- Thermals (long or short sleeved)
- T-shirts + long sleeve shirts (protection against the sun). Quick dry fabric preferred.
- Lightweight fleece or jumper.
- Warm fleece or jumper (and a spare in case one gets wet)
- Warm and waterproof jackets. Avoid ponchos!

Legs

- 2 pairs of lightweight, comfortable riding trousers or jeans or chaps - we recommend riding in them at home before taking them on holiday to ensure they don't rub.
- 1 spare trousers (hiking or jeans)
- Waterproof over trousers.
- Casual clothes for the evenings (jeans or walking trousers)
- Thermal trousers for cold days or for sleeping in
- A swimming costume may be useful for impromptu dips in the river.
- Non-irritant cotton or synthetic underwear

Hands and Feet

- Comfortable riding boots or cowboy boots. We recommend short boots with half chaps but you may wish to take long chaps. We don't recommend taking your favourite long leather boots in case they get damaged
- One pair of waterproof shoes or boots (in case of rain and also in the morning when the ground can often be damp)
- Lightweight shoes or trainers for the evenings
- Several pairs of thick socks
- Possibly a pair of sandals for the shower.
- Gloves - your hands are particularly exposed to the sun, wind or rain whilst riding

Horse riding extras

- A soothing cream may be useful to treat areas irritated by long hours in the saddle
- Backpacks are not permitted whilst riding. Everything you wish to take should fit in your jacket.

Night

- We recommend you bring with you a sleeping bag liner for extra warmth.

Other useful items

- Travel bag, preferably a soft bag 60-80ltrs (front opening or backpack). Soft bags are preferable.
- Water bottle (1.5 litres or 2 equivalent)
- Head torch or small torch for moving around at night - bring spare batteries and bulbs
- Toiletries (biodegradable wipes to replace water)
- Swiss army knife or equivalent (in checking-in luggage!!)
- Cord to hold your glasses.
- Backpack of 25-30ltrs
- Ear plugs (may be useful)
- Camera and high capacity memory card. Spare battery
- Ziploc freezer bags to protect fragile objects.
- Possibly a pair of binoculars.
- Towel and washcloth
- A pair of laces or leather ties to attach the jacket behind the saddle.

Medical kit

Make sure any allergies (to medication or otherwise) and clearly stated in your medical kit

- Any medication you regularly take
- Painkillers
- Imodium or similar anti-diarrheal medication
- Vitamin C tablets
- Sunscreen and lip balm - should be high factor
- Insect repellent
- Eye drops
- Hydrating/ soothing cream
- Plasters
- Blister plasters in case of any rubs
- Antiseptic cream, plasters, aspirin, anti-histamine, insect-bite salve etc..
- 10cm wide bandage
- Spare prescription glasses/contact lenses
- Anti-mosquito cream and spray
- Cream for blisters
- Re-hydration sachets
- Antiseptic wipes
- Hand wash gel

General information

- We recommend taking any valuables, such as your camera, iPod, iPad, medicines and glasses etc. in your hand luggage. Travelling in your riding boots and carrying your hat and some riding clothes is highly recommended - then if your luggage goes astray you are still able to ride!
- We recommend taking a copy of your passport and insurance documents with you in case you lose your originals
- If, in wishing to 'travel light', you plan to wash your clothes throughout the trip, please ensure you bring biodegradable laundry products with which to do your washing

SUSTAINABLE TOURISM

1. **Travel light.** It's a little known fact, but the lighter you pack, the better for the environment as heavy bags will produce higher emissions (when flying a plane or driving a car!).
2. **Reduce plastic waste.** Take your favorite reusable bottle with you. Avoid single-use bags, cups, or straws.
3. **Preserve nature.** Always take your rubbish with you during the ride and recycle them. Leave all the flowers or plants as you found them, and never get too close when observing wildlife. Make sure to use eco-friendly products such as body wash or laundry detergent (if camping) to protect both your skin and the environment.
4. **Choose your experiences carefully.** Respect animal life by not participating in any activities that abuse wild animals (shows, elephant rides, etc.).
5. **Support local populations.** Buy local handicrafts, be respectful of customs, and learn about the culture of local communities.
6. **Share!** Raise awareness among your family and friends about sustainable tourism.

For more information please [see this page](#) .