



# Equus Journeys

HORSEBACK TRAVEL & EQUESTRIAN TRADITIONS SINCE 1972

+44 (0) 1905 388977

info@equus-journeys.com

Last updated 14/08/2025

## The Maremma trail and its equestrian traditions

### ITALY

**Ride on horse back in Italy**, through the beautiful Tuscan hills between Rome and Florence. **Horse riding traditions** are strong in this region with cattle and horses roaming freely. Spend three days **riding with Tuscan cowboys**, the last remaining Butteri of the Maremma, who will teach you how to work with cattle and drive herds of young horses. Explore the ancient Etruscan monuments and roads and enjoy the stunning wildlife and natural beauty of central Italy.

Trail Riding	 8 days / 6 days riding -	 From £0	
--------------	--	--	---



The Maremma trail in Italy



Horseback riding in Tuscany




Spend one day working alongside the Butteri, Tuscan cowboys

### ITINERARY

#### Highlights

- Ride out from a beautiful horse farm in the middle of the Tuscan countryside - enjoy the region's verdant sun-kissed and rolling hills
- Spend one day working alongside the Butteri, Tuscan cowboys, who are always ready to share their traditions and skills with you
- Drive Maremma buffalo, cows and young horses across the Italian countryside
- Experience authentic Italian cuisine cooked by some of the best cooks in Tuscany!


#### Day 1 — 1 : UK - ROME - CASTELL'AZZARA

 Agriturismo Il Cornacchino

After your arrival at Rome Fiumicino airport, at 16.00 you will be met by one of the local team and driven to your guest house (approx. 2h 30 mins). In the evening, you will have the chance to get settled in, to meet your guides and the other riders in your group. On the menu for the evening is a traditional Tuscan dinner after which you will spend the night at the guest house.

Please note that the itinerary and accommodation can vary depending on the week. Some weeks start with 3 days working with the Butteri and 2 days trail riding back to Il Cornacchino (itinerary below). Some weeks start with 2 days trail riding followed by 3 days with the Butteri. Accommodation vary accordingly.

#### Day 2 — 2 : SAN COLOMBANO - POGGIO CONTE - 5 hours riding

 Maremma Farm

Your first day of riding will take you through the rolling hills of San Colombano. You will cross the Fiora river and make your way through Montecalvo forest before reaching the fascinating Poggio Conte. Poggio Conte is a chapel that was inhabited and built into the surrounding rock by hermits in the

16th century. Despite being part of the hillside, the chapel's interior is incredibly detailed, including arches and painted ceilings. You will have your evening meal and spend the night at a cosy, rural farm house.


## Day 3 — 3 : BACCANO - VULCI - 5 hours riding

---

In the morning, you will set off through the woodlands at Baccano to arrive at Vulci - a site, in the midst of rolling fields, with an Etruscan chateau set amongst the cemeteries and ruins of the ancient city. Here you will stop for your picnic lunch and make the most of your fantastic surroundings. During the afternoon, you will visit the region's archaeological park and have your first lesson in how to work with the Maremma buffalo and cattle. You will spend the night at a country house after another authentic Italian dinner.

## Day 4 — 4 : DAY WITH THE TUSCAN COWBOYS (BUTTERI) - 5 hours riding

---

 Maremma Farm

You will spend your day living the life of a Butteri, a Tuscan cowboy, working with them and the herds of cattle that roam the farm land. Lunch will be a BBQ of home-grown produce cooked in the regional style.

## Day 5 — 5 : OLPETA - LAKE MEZZANO - 5 - 6 hours riding

---


In the morning, you will head off on the start of a 2 day ride back to the Il Cornacchino guest house where your stay began. You will travel the length of the Olpeta river then ride the ancient Etruscan roads with their paved floors, high walls and Roman ruins along the way.

The woodland here is rich with local wildlife, including various species of falcon and woodpecker unique to the area. The wood is home to stunning wild flowers and birds as well as Maremma cattle which graze in the forest clearings.

After stopping for a picnic lunch in the woodland, you will cross rolling hills offering breathtaking panoramas before reaching your guest house for the evening. The guest house is situated near lake Mezzano, a crater lake of volcanic origin.

## Day 6 — 6: MEZZANO LAKE - CASTELL'AZZARA - 5 - 6 hours riding


---

 Agriturismo Il Cornacchino

Your last day of riding will take you from lake Mezzano towards the medieval village of Sorano, from there you will continue along the deep-cut, long and winding Etruscan roads to find yourself once more in Montevitozzo. You will then make your way back to the horse farm from where set off. Your dinner, once more, a fantastic Italian meal. You will spend the night at the farm.

## Day 7 — 7: DAY RIDE - 5 - 6 hours riding

---

 Agriturismo Il Cornacchino

Today you will have the opportunity to enjoy a last trail ride.

A relaxing morning spent on a trail through Italian pastures, and meadows.

You will stop for a picnic lunch along the way, before getting back in the saddle.

In the afternoon, you will make your way back to the guesthouse, where you will enjoy a hearty dinner.

## Day 8 — 8 : CASTELL'AZZARA - ROME - UK

---

After a final breakfast, you will be driven to the airport in Rome for your flight back to the UK. Flights booked to take off after 1:30-2:00 pm are advised.

If you wish, you can extend your trip to visit Florence or Sienna. Tickets from Chiusi station to Florence will cost you around £14 (and are bought on location).

### DATES & PRICES

We are currently updating our dates and prices they will be online soon. If you want details of this holiday, please do not hesitate to contact us.

## Price details

---

No departure for this destination. Please contact our travel advisers for more information.

- International flights are not included.

- Groups are made up of 3 to 8 riders, plus the guide.

- Please note the trail can be done in both directions. The trail departing on the 17th of May is in the opposite direction as described in the itinerary.
  - There is no single supplement if you are willing to share a room with another guest of the same sex. To guarantee your own room there is a single supplement of £165/€190/\$210 in 2025.
  - The transfers to and from Rome airport to the guesthouse are not included in the price - £225/€260/\$285 per person, return rate. This amount can be invoiced or paid locally.
- Transfer schedule:
- > Saturday pick-up in Rome Ciampino: 3:00 pm. or Rome Fiumicino: 4:00 p.m.
  - > Saturday departure from the centre at 9:30 a.m, arrival in Rome between 12:00 and 1:00 p.m.
- It is also possible to take the train from Fiumicino airport to Chiusi Chianciano - tickets found [here](#) . Return tickets cost around €40-€50 and the trip takes around 2 hours 40 to 3 hours. The return transfer from Chiusi Chianciano to the guesthouse is €40/£35 (1 hour drive). Transfers to and from Chiusi Chianciano train station are on Saturday between 9:00 and 10:00 am and between 17:30 and 18:30 pm. Private transfers can be organised outside of these hours but at an extra cost of €80/£70 return rate per person.
- Young riders aged 14+ are welcome on this ride, provided they are accompanied by an adult and can match the riding requirements.

- Rider weight limit: 100 kg/220 lbs/ 15.7 st

#### Please Note

The itinerary may be modified at anytime for security reasons, meteorological or events beyond our control such as blocked roads, rivers in flood, drought, strikes and local holidays. Equus Journeys, our local partners and their local guides will always strive to find the best solution and will alter the itinerary as needed.

The names of the hotels and accommodation are given for information only and depending on availability, they may be modified without notice and replaced by another of a similar standard.

## Price includes

---

### SUPPORT TEAM

---

1 English speaking horse guide and a Buterri guide for the days in Maremma

### LOGISTICS

---

1 horse equipped with saddle and bridle per rider

1 support vehicle and driver

### ACCOMMODATION

---

Double rooms in guest houses or on the horse farm, or in tents depending on your chosen departure date

### MEALS

---

Full board from dinner on day 1 to breakfast on the final day (day 8). Water included.

## Price doesn't include

---

### MEALS

---

Beverages and personal extras

### TRANSPORT

---

International flights

Transfers to and from the airport

### EXTRAS

---

Tips to the local team

### INSURANCE

---

Cancellation and travel insurance are not included in the above listed price. Please note that insurance is mandatory. We recommend taking out an insurance policy as soon as your trip is booked to cover you in case of cancellation

# Optional

## ACCOMMODATION

Single room supplement if not wanting to share

## EQUESTRIAN INFO

### Horses

A herd of 60 horses: Halfingers, Appaloosas, Pintos, Maremmano and Arabs. They have all been trained for outdoor western riding and trekking in particular. They are all very well trained, docile and reliable. They live year-round outdoors in small herds.

### Guide & local team

Fabio has been raising, breaking in and training horses for over 30 years. He has made a reputation for himself through his skills breaking in young horses as well as reeducating, so-called, problem horses. Specialised in outdoor western riding; it is Fabio who supervises the horses' care and acts as blacksmith, as well as teaching horse riding and the taking care of the general management of the farm. The team are all English speakers.

### Minimum riding ability

#### MINIMUM RIDING ABILITY

Riders should be at ease at all 3 paces across uneven terrain. Riders need to have good control over their horses in order to be able to help the butteri (Tuscan cowboys).

Rider weight limit: 100 kg/220 lbs/ 15.7 st

#### PACE

You will ride at all 3 paces and regularly have the chance to trot and canter.

#### TACKING ABILITY AND PARTICIPATION

Each person is responsible for grooming, tacking and untacking their horse. You also have the option to assist with feeding and watering.

#### TRIP CONDITIONS AND REQUESTED EXPERIENCE

It is not necessary to be an extremely experienced rider, however it is preferable that you be a good rider who is confident riding outdoors. You will be required to work with livestock and foals as well as fording some stretches of water.

#### EQUESTRIAN EQUIPMENT

Western saddles.

Helmets are mandatory for minors. We recommend all our riders to wear a helmet to the correct standard and you should bring your own to ensure a proper fit.

## TRAVEL INFO

#### COMFORT

For 3 nights, you will be staying in a comfortable and welcoming guest house in the grounds of a horse farm. You will be staying in double rooms with either a private or shared bathroom. For the other 4 nights, you will be in beautiful and comfortable farm house in the Tuscan countryside.

#### MEALS

Your lunchtime meal will be a picnic lunch and evening meals will be had at your guesthouse for the evening. Dinners will be made from local produce. Water is included at meal times and wine can be paid for locally.

## CLIMATE

Tuscany and the surrounding areas enjoy a Mediterranean climate, characterised by mild winters (between 7 and 11°C), with the occasional cold snap coming from the Apennines; however, snow is rare

The summers are hot and dry with temperatures around 27-30°C, depending on how close you are to the coast. Rainfall is at its highest during the autumn storms.

## TIPS

Tipping is not obligatory, however one can be made to the local team at your discretion.

## PACKING LIST

### Head

- Wearing a riding helmet is strongly recommended and mandatory for minors. Helmet makers (GPA, HKM, LAS Helmets, Lamicell, Troxel, Equithème) now offer horse-riding helmets that are ventilated, strong, light and comfortable.
- Sunhat: cap for when not riding
- Sunglasses - with a cord attached so they don't fly off when riding
- Buff or bandana for protecting your neck and face from the sun and dust

### Upper Body

- Thermals in case of cold weather (long or short-sleeved T-shirts)
- Short or long-sleeved cotton shirts (to provide protection from the sun) or T-shirt in a quick-drying material
- Lightweight fleece or jumper
- Warm polar fleece or equivalent (plus a spare in case one gets wet)
- Warm Goretex-style jacket (water-proof and breathable)

### Legs

- 2 pairs of jodhpurs or long leather trousers
- 1 change of trousers (riding trousers or jeans)
- 1 pair of waterproof over trousers)
- A swim suit may be useful
- Cotton or synthetic underwear (non-irritant)

### Hands and feet

- 1 pair Comfortable riding boots. We recommend short boots with half chaps but you may wish to take long chaps or long boots.
- 1 pair of sandals
- Lightweight shoes or trainers for the evenings
- Several pairs of socks
- Gloves - your hands are particularly exposed to the sun, wind or rain whilst riding

### Night gear

- Sleeping bag (if camping)
- Sleeping bag liner (if camping) - silk, cotton or fleece - adds an extra layer
- Pyjamas or tracksuits or thermals for sleeping in

### Other useful items

- Small bum bag to be worn whilst riding
- A soothing cream may be useful to treat areas irritated by long hours in the saddle
- Backpacks are not to be worn whilst riding. Everything should be kept either in pockets or in a bum bag : lip balm, sun screen, small camera, glasses, rope etc.
- Water bottle (1.5 litres or 2 equivalent)
- Headtorch or small torch for moving around at night - bring spare batteries and bulbs
- Toiletries
- Toilet paper and a lighter to burn it after use
- Swiss army knife or equivalent (in checking-in luggage!!)
- Small plastic bags for your rubbish
- Ear plugs (may be useful)
- Camera and high capacity memory card. Spare battery
- A pair of binoculars

### Medical kit

- Sunscreen and lip balm - should be high factor

- Insect repellent
- Any medication you regularly take
- Vitamin C tablets
- Blister plasters in case of any rubs
- Antiseptic cream, plasters, aspirin, anti-histamine, insect-bite salve etc..
- 10cm wide bandage
- Painkillers
- Spare prescription glasses/contact lenses
- Eye drops
- Imodium or similar anti-diarrhoea medication
- Re-hydration sachets
- Antiseptic wipes
- Handwash gel

#### General information

- The airline allows only one bag to be checked-in per passenger. Make sure it weighs no more than 20kg; if it exceeds this weight, you will have to pay excess luggage fees at check-in
- Hand luggage is limited to 7kg (measuring 56 cm x 45 cm x 25 cm), it mustn't contain any sharp objects (knives, scissors, nail file or nail scissors, etc.) and the quantity of liquid allowed per passenger is limited to 100ml per container.

#### In your hold luggage

- Any liquids, such as shampoo, moisturiser, deodorant over 100ml and all bottles can be decanted into small, clear, plastic ziplock bags. We recommend biodegradable washing products where possible.
- We recommend taking a copy of your passport and insurance documents with you in case you lose your originals
- In your hand luggage carry any valuables, such as your camera, ipod, ipad etc.
- Travelling in your riding boots and carrying your hat and some riding clothes is highly recommended - then if your luggage goes astray you are still able to ride!

## SUSTAINABLE TOURISM

1. **Travel light.** It's a little known fact, but the lighter you pack, the better for the environment as heavy bags will produce higher emissions (when flying a plane or driving a car!).
2. **Reduce plastic waste.** Take your favorite reusable bottle with you. Avoid single-use bags, cups, or straws.
3. **Preserve nature.** Always take your rubbish with you during the ride and recycle them. Leave all the flowers or plants as you found them, and never get too close when observing wildlife. Make sure to use eco-friendly products such as body wash or laundry detergent (if camping) to protect both your skin and the environment.
4. **Choose your experiences carefully.** Respect animal life by not participating in any activities that abuse wild animals (shows, elephant rides, etc.).
5. **Support local populations.** Buy local handicrafts, be respectful of customs, and learn about the culture of local communities.
6. **Share!** Raise awareness among your family and friends about sustainable tourism.

For more information please [see this page](#) .