



Equus Journeys

HORSEBACK TRAVEL & EQUESTRIAN TRADITIONS SINCE 1972

+44 (0) 1905 388977

info@equus-journeys.com

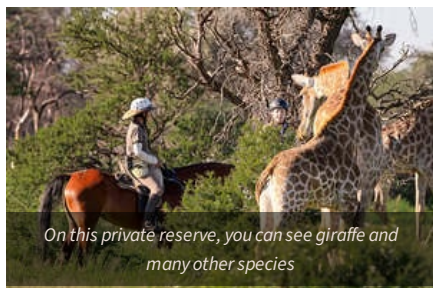
Last updated 30/07/2025

Okapuka safari

NAMIBIA

A **riding safari** on beautiful Arabian horses within a private game reserve north of Windhoek. Venture into the mountains or across the savannah searching for rhino, giraffe, zebra or even the rare sable antelope on the back of a beautiful Arabian horse. This **riding safari** is also ideal for families or non-riding partners who can join any of the normal safari activities on offer at the lodge.

Horseback Safari	 10 days / 7 days riding -	 From £0		Family holidays from 12 y.o	Open to non-riders
-------------------------	--	--	--	--------------------------------	--------------------



On this private reserve, you can see giraffe and many other species



Enjoy riding fit and responsive Arabian endurance horses



The beautiful sable antelope is seen on this African horse safari

ITINERARY

Highlights


- Good game viewing including rhino, giraffe, eland, kudu and the rare sable antelope.
- No dangerous game such as elephant or lion to restrict your riding
- Small groups of riders (no more than 6 plus guides)
- Comfortable lodge accommodation
- Non-riders are welcome and can join any of the activities offered by the lodge
- Malaria free private game reserve

Day 1 — 1: EUROPE - WINDHOEK - No riding

Fly from Europe to Windhoek. There are no direct flights from the UK to Namibia and so it is likely that you will fly via Johannesburg.

Please note flights are not included and can be booked on request.


Day 2 — 2: WINDHOEK - OKAPUKA - 1-2 hours riding

 Okapuka Lodge

You will be met on arrival at Windhoek airport and transferred to the lodge, about 45 mins north of Windhoek. If you arrive early enough then there is time for a short afternoon ride to get to know your horse and explore the bush. Your first evening at the lodge where you can enjoy an aperitif and a delicious meal, before a restful night in preparation for your first full day in the saddle.

The following programme is only given for indicative purposes. It may vary depending on weather conditions, seasons, etc.

Day 3 — 3: OKAPUKA - 4 to 5 hours riding



After an early breakfast, head to the stables for your first full morning ride. Head out across the savannah in search of plains game such as giraffe, zebra, various antelope and rhino.

Return to the lodge for lunch and spend the afternoon relaxing by the swimming pool or perhaps explore the reserve on foot (there are two self-guided hiking trails).

Dinner and overnight at the lodge.

Day 4 — 4: OKAPUKA - 5 hours riding



Set off on a picnic ride, with c. 3 hours riding in the morning and a further c. 2 hours in the afternoon. Follow game trails and canter along dry riverbeds - you should be feeling quite comfortable on your horse by now and ready for some faster riding.

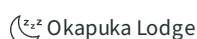
After a relaxing picnic lunch in the shade, return to the lodge in the afternoon for dinner.

Day 5 — 5: OKAPUKA - 4-5 hours riding



After breakfast head out for a day of great game viewing where you can see the animals that inhabit the reserve. After a morning in the saddle, return to the lodge for lunch and a siesta. As the sun starts to lower, you will set out into the bush by vehicle and head out to a beautiful spot where, with an aperitif in hand, you can watch the spectacular sun set.

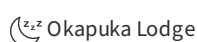
Day 6 — 6: OKAPUKA - 4 hours riding



This morning, you will discover another part of the reserve. Ride on the plains in search of game such as ostrich and eland before heading back to the lodge for lunch.

The afternoon is free to relax or swim in the pool. If you are feeling active then you could go hiking or request a short afternoon ride.


Day 7 — 7: OKAPUKA - 5 hours riding



A full day ride is on offer today, you will reach the summit of the highest mountain in the reserve. The terrain is rugged and so the riding is slower and it can be harder to spot the game amongst the rocks, but the scenery is spectacular and the views make it all worth it. A beautiful spot for a picnic lunch and a siesta to complete a splendid morning in the saddle.

Descend through the unexplored valleys and back to the lodge in the afternoon in time for a cool drink before dinner.

Day 8 — 8: OKAPUKA - 5 hours riding



A late breakfast this morning before hopping on board to enjoy your last full day in the saddle. A new area to explore, looking for game and racing along the dried out riverbeds. One last lunch in the bush, before returning back to the lodge where you can make the most of the long, sandy canter tracks.

A farewell dinner at the lodge.

Day 9 — 9: OKAPUKA - WINDHOEK - 1-2 hours riding

If your flight departs after midday then there will be time for a short ride this morning. You will then be transferred to the airport in time for your flight home. Please note that if your flight departs in the afternoon then you may need to vacate your room at the lodge, but you can still use the communal facilities.

Alternatively you may like to extend your stay with a Mountain trail (3 days / 2 nights - on request only)

International flights are not included but can be booked for you on request.

Day 10 — 10: EUROPE

Arrive back into Europe in the morning.

DATES & PRICES

We are currently updating our dates and prices they will be online soon. If you want details of this holiday, please do not hesitate to contact us.

Price details

No departure for this destination. Please contact our travel advisers for more information.

- International flights are not included

- Groups are made up of 1 to 6 international riders, plus guides.

- Rates are per person, based on two riders sharing a twin or double room.

- There is a single supplement payable for anyone in a single room. This is c. €315/£275 for the week in 2020/2021. If you sign up as a single rider, this will be invoiced and reimbursed as soon as a sharer is found for you.

- Dates are flexible and you can arrive on any day. This holiday will confirm for one person and all departures are guaranteed.

- There is a rider weight limit of 85kgs. It is possible to join the ride if you weigh slightly more than this, but there is a supplement payable of c. €500/£440 for a second horse. Please enquire if you weigh more than 85kgs.

- Airport transfers:

> €200/£175 from Windhoek Kutako Airport, return per vehicle (4 riders max)

> €110/£95 from Windhoek city, return per vehicle (4 riders max)

- Non-riders are welcome and will be offered the usual safari game drives and walks at a discounted rate of €1813/£1615 in 2020.

- Children discount (children -12 yo sharing with their parents): -15% (sharing room with parents, children menu at dinner time)

Please Note

The itinerary may be modified at anytime for security reasons, meteorological or events beyond our control such as blocked roads, rivers in flood, drought, strikes and local holidays. Equus Journeys, our local partners and their local guides will always strive to find the best solution and will alter the itinerary as needed.

The names of the hotels and accommodation are given for information only and depending on availability, they may be modified without notice and replaced by another of a similar standard.

Price includes

SUPPORT TEAM

1 English speaking horse guide

LOGISTIC

1 horse equipped with saddle and bridle

ACCOMMODATION

Double room in lodge based on Stable Room.

MEALS

Full board from first dinner to last breakfast

Price doesn't include

MEALS

Bar drinks (other than water/wine with meals)
Lunch on D9

TRANSPORTS

International flights

EXTRA

Tips to local team

INSURANCE

Cancellation and travel insurances are not included. Please note that insurance is mandatory. We recommend to take out an insurance policy as soon as your travel is booked in case of cancellation.
Visas and personal purchase

Optional

ACCOMMODATION

Single room supplement

TRANSPORT

Airport transfers from/to Windhoek: per vehicle with 6 passengers maximum

LOGISTIC

Extra horse supplement for anyone weighing over 85 kg

EQUESTRIAN INFO

Horses

There are 24 pure bred Arabian horses and 4 Arabian crosses. Many are home-bred or have been imported and some compete in endurance competitions.

You ride in lightweight endurance saddles (Leon Liversage) which are comfortable for horse and rider. They have a sheepskin cover and saddle bags. Most horses are ridden in snaffles but some are ridden in a rope halter.

There is a rider weight limit of 85kg.

Guide & local team

You are usually guided by your host Ingeborg or her neice Sacha. Both are experienced endurance riders and guides.

Minimum riding ability

MINIMUM RIDING ABILITY

You need to be a capable rider who is confident on a fit and forward going Arabian horse.

There is a rider weight limit of 85kg/13,4 stones for safari rides, 80 kg/12,6 stones for endurance rides. If you weigh more than this please contact us for availability, and please remember there will be a supplement to guarantee another horse.

PACE

The pace is varied to include walk when viewing game as well as some long trots and canters. These are Arabian horses and many are trained for endurance, so the canters can be long.

TACKING ABILITY AND PARTICIPATION

You are expected to groom and tack up your own horse, and to help un-tack and wash down after riding.

TRIP CONDITIONS AND REQUESTED EXPERIENCE

The horses are all Arabians and so you need to be a confident and experienced rider, capable of handling a fit horse. The weather can be hot and dry with an intense sun, so you need to be fit for long hours in the saddle.

EQUESTRIAN EQUIPMENT

Saddles bags are provided so that you can carry water bottles and your personal equipment (camera, suncream etc) during the day. We recommend our riders to wear a helmet to the correct standard and you should bring your own to ensure a proper fit.

TRAVEL INFO

COMFORT

You stay at the lodge in either Park or Stable rooms.

The thatched Park rooms overlook the riverbed or have a view over the savannah. They have a fan and there is a supplement to stay in these rooms.

The Stable rooms overlook the sandy paddocks where the horses rest. They have en-suite shower rooms and are spacious but less luxurious than the Park rooms.

MEALS

Meals are usually eaten at the lodge, although there are occasional picnics on full day rides. The lodge restaurant specialises in game dishes based on Namibian and European cuisine. There is an extensive wine list which includes many top South African wines. All meals are included but drinks are payable locally so that you can choose from the bar.

CLIMATE

The summer (October - March) can be hot, with temperatures reaching 40c on particularly hot days. The winter (May-Sept) offers pleasant temperatures during the day (15-22c) but the nights can be cool (as low as zero).

Namibia is a dry country so there are few days of rain, but if it does rain then it is usually during the hot, summer months when it is quite welcome!

TIPS

Tips are welcome but not expected. We recommend c. USD 10 per person per day, but you should give what you feel comfortable with. We recommend giving the tips to your guide who can distribute them amongst all of the staff members.

PACKING LIST

Head

- Equus Journeys strongly recommend that you wear a riding helmet and that you take your own to ensure a correct fit.
- Sunhat for when not riding
- Sunglasses - with a cord attached so they don't fly off when riding
- Buff or bandana

Upper body

- Long sleeved shirts provide protection from the sun and thorns
- T-shirts
- Fleece, jumper or jacket - the evenings can be cold
- Waterproof jacket - the rains can be difficult to foresee and it's better to be prepared. Layering is key to cope with the fluctuations in temperature between day and night
- Casual clothes for the evening

Legs

- Lightweight, comfortable riding trousers or jodhpurs - we recommend riding in them at home before taking them on holiday to ensure they don't rub
- Shorts for non-riding trips
- Casual clothes for the evening

Hands and Feet

- Comfortable riding boots. We recommend short boots with half chaps but you may wish to take long chaps to protect against thorns. We don't recommend taking your favourite long leather boots in case they get damaged
- Sandals, flip-flops or trainers for moving around the lodge and camp

- Gloves - your hands are particularly exposed to the sun whilst riding

Nightwear

Other useful items

- Swimsuit
- Sarong (for going to/from showers)
- Binoculars for viewing game
- Camera and high capacity memory card. Spare battery
- Bumbag for carrying your camera and small items whilst riding
- Headtorch or small torch for moving around camp at night

In your luggage

- Any liquids, such as shampoo, moisturiser, deodorant unless they are less than 100ml and all bottles can fit in a small, clear, plastic ziplock bag. Some toiletries are provided by the camps so you can pack lighter.

In your hand luggage

- Any valuables, such as your camera, ipod, ipad etc.
- Your riding hat

Medical kit

- Sunscreen and lip balm - must be high factor
- Insect repellent, preferably containing deet
- Any medication you regularly take
- Blister plasters in case of any rubs
- Antiseptic cream, plasters, aspirin, anti-histamine, insect-bite salve etc...
- Spare prescription glasses/contact lenses
- Ear plugs, particularly if you are a light sleeper
- Anti malarial tablets and Yellow Fever Certificate if required (check with your doctor)

Our Recommendations

- Wherever possible you should wear neutral colours, such as beige, brown or natural bush colours for riding as bright colours, such as red, yellow or white can startle the wildlife and they will see you long before you've seen them
- We recommend travelling in your riding boots and carrying your hat and some riding clothes in your hand luggage - then if your luggage goes astray you are still able to ride!
- Evenings are nice and relaxed, and long sleeves and light trousers are recommended to avoid mosquitoes!
- Carry a copy of your passport and insurance details with you.

SUSTAINABLE TOURISM

1. **Travel light.** It's a little known fact, but the lighter you pack, the better for the environment as heavy bags will produce higher emissions (when flying a plane or driving a car!).
2. **Reduce plastic waste.** Take your favorite reusable bottle with you. Avoid single-use bags, cups, or straws.
3. **Preserve nature.** Always take your rubbish with you during the ride and recycle them. Leave all the flowers or plants as you found them, and never get too close when observing wildlife. Make sure to use eco-friendly products such as body wash or laundry detergent (if camping) to protect both your skin and the environment.
4. **Choose your experiences carefully.** Respect animal life by not participating in any activities that abuse wild animals (shows, elephant rides, etc.).
5. **Support local populations.** Buy local handicrafts, be respectful of customs, and learn about the culture of local communities.
6. **Share!** Raise awareness among your family and friends about sustainable tourism.

For more information please [see this page](#) .