



Nagaur Fair & Thar desert

INDIA RAJASTHAN

A **horseback trail ride** through the heart of the Thar desert, in the west of Rajasthan, camping close to small villages along the way. **Visit the Nagaur Fair on a Marwari horseback**, one of the largest horse and camel fairs in India, which is little known to tourists. At the end of the ride, you'll visit Jodhpur. If you choose the long version, you can also discover the amazing city of Jaisalmer and Jaipur.

Trail Riding	 13 days / 7 days riding	 From £3,525	
---------------------	--	--	---



A fast paced ride through the spectacular landscapes of the Thar Desert.



Ride majestic, forward going and spirited Marwari horses.




The food is varied and tasty Indian cuisine

ITINERARY

Highlights

- A fast paced ride through the spectacular landscapes of The Thar Desert.
- Ride a majestic, forward going and spirited Marwari horse.
- Visit The Nagaur Fair on horseback and see the enormous amount of camels, cattle and horses.
- Stay in a comfortable tented camp during the trail.
- Watch as the one thousand year old city of Jaisalmer emerges from the Thar desert in front of you.
- Sightseeing in Jodhpur.
- Stay in palaces and strongholds with strong themes of The Arabian Nights.

Day 1 — 1 : EUROPE - DELHI

 Jaypee Vasant Continental

Fly from Europe to Delhi. You will be met at the airport and transferred to your hotel.

Day 2 — 2 : DELHI

A sightseeing guided tour of New Delhi is scheduled for this morning to see the Humayun tomb, Qutb Minar, Jantar Mantar and The Connaught Place (Delhi's shopping area). The tickets for these sites are not included. Lunch and the afternoon are free for you to discover the lively capital by yourself.

Day 3 — 3 : BIKANER

 Laxmi Niwas Palace

Take the morning flight to Bikaner you will be staying in the lovely Laxmi Niwas Palace on the outskirts of the city.

This imposing red sandstone palace was built by Maharaja Ganga Singh, in commemoration of his father Maharaja Lal Singh in the early 20th Century, it is the most beautiful building in the city. Sightseeing of Bikaner and a visit to a camel breeding farm. Bikaner is a royal walled city that dates back to 1486 AD. It was established by a Rathore prince, Bika and was named Bikaner after him. Bika was the eldest son of the founder of Jodhpur state - Rao Jodha. It was, however, a major trade centre as it stood on the ancient caravan route which linked Central Asia and North India with the Gujarat seaports. The Junagarh Fort is one of the best preserved Indian heritage Forts that stands today.

Sightseeing of Bikaner and a visit to the Camel breeding farm, before returning to the hotel for dinner.

Day 4 — 4 : BIKANER - GAJNER - 15 km riding

 Gajner Palace

After breakfast, drive to Gajner (c. 40 minutes drive) and transfer to the Gajner palace which has been transformed into a beautiful hotel on the edge of a lake. This is where you will stay this evening. After lunch try the horses, riding in and around Gajner. Gajner Palace is an undeniable "Jewel in the Thar Desert" built on the embankment of a lake by His Late Highness Maharaja Ganga Singh of Bikaner. Endangered Antelopes such as Black Bucks, Nilgais, Chinkaras and other animals like the Wild Boar roam freely in this area which is now a preserved sanctuary. Dinner and overnight in the palace Gajner.

Day 5 — 5 : GAJNER - JAI SINGH - 35km riding

 Camp

Today is your first day on horseback in the Thar Desert on the border of Pakistan. Trees and grass are sparse. In some places the wind and shifting sands have created spectacular sand dunes which tower above the plain. Despite the austerity of the land a surprising number of people have learned to eek out a living here. Enroute you will pass several small villages.

Overnight in Camp


Day 6 — 6 : JAI SINGH - DOHRA - 35km riding

 Camp

Today you will ride to Dohra Farm. The ride takes you through several farms and huge sand dunes where you might see Chinkara Gazelles. You will see the silhouette of women with shimmering saris work in fields and men wearing ribbons work the land with cammels.


Arrive Dohra and camp near a large sand dune.

Day 7 — 7 : DOHRA - TANTWAS - 30km riding

 Camp


You will ride to the village of Tantwas. The landscape is open and the ground is smooth, it is ideal for cantering. You are in the territory of bishnoi, the protectors of the Thar. While riding through this area you may see Chinkara. Overnight in Camp in the heart of the Thar.

Day 8 — 8 : TANTWAS - KHARI - 35km riding

 Camp

Ride out to Khari village passing through a couple of small villages and across farmland and large sand dunes. On this day if you are lucky you may see the elusive desert fox. Overnight in Camp

Day 9 — 9 : KHARI - NAGAUR - 30km riding

 Camp

Today, the ride takes you across several farms and villages. You may also get a chance to climb up on one of the largest sand dunes in the area, where there is a small temple on top and you get a lovely view of the entire area. Arrive in Nagaur - where the fair will be full of Camels, horses and other animals. Overnight in Camp which will be set up away from the town and close to the fair.

Day 10 — 10 : THE FAIR OF NAGAUR

 Camp

Spend the day in Nagaur visiting the fair on horseback and on foot. There are about 25,000 camels on display as well as a number of horses and cattle. People come from hundreds of miles away to buy and sell and it is an excellent chance to experience the ways of ancient India. There are many shops selling handicrafts, cloth, jewelry etc. Few tourists visit this fair, as it is little known and is mainly for local people.

Overnight in camp.

Day 11 — 11 : NAGPUR - JODHPUR

Drive to Jodhpur after breakfast (approx. 2 hour drive). Lunch to your own account in this beautiful city, with a visit of the old town and Mehrangarh Fort in the afternoon. Overnight at Khimsar Fort or similar.

JODHPUR : This former capital of Marwar state was found by Rao Jodha Singh. A flourishing trading centre in 16th century, today the city has grown to become the second largest city of Rajasthan and is still one of the leading centres for wood, cattle, camels, salt and agriculture in Rajasthan. However, the past is never far behind and the city boasts of some very fine reminders of this glorious past -- Palaces, Forts, Temples and other elegant monuments of architectural and historical value.

Mehrangarh Fort : From its towering height of 400 ft, atop a steep hill, Mehrangarh Fort is Jodhpur's most remarkable monument, enclosing within its mighty ramparts a complex of ethereal palaces notable for their exquisite lattice work. Work began on this massive citadel, in 1479 by Rao Jodha, founder of Jodhpur. Certain halls in the palaces have been made into a museum with a display of the royal collection of arms, palanquins, howdahs, cradles, miniature paintings, and personal heirlooms. From here, the view of the city is breathtaking.

Day 12 — 12 : JODHPUR - DELHI

Fly to Delhi. Lunch to your own account. Dinner and transfer to International airport in time for your flight home (should depart in the night or early hours of the following day)

Day 13 — 13 : EUROPE

Arrive in Europe.

DATES & PRICES

DEPARTURE	RETURN	PRICE WITHOUT FLIGHTS	PRICE INCLUDING FLIGHTS	STATUS
19/01/2023	31/01/2023	£3,525		Open

Price details

- International flights to Delhi are not included.

- The domestic flights from Delhi to Bikaner and Jodhpur to Delhi are also required and are currently priced at around €190/£165/\$210 per person. Please note that the airfares can change, and will be confirmed at the time of the booking. Please note that internal flights in India have a maximum weight limit of 15kgs for checked-in luggage and 7kgs for hand luggage.

- Airport transfers are included from Delhi.

- Groups are usually composed of a minimum of 4 riders and a maximum of 14 riders.

- Non-riders are welcome and we will arrange a special jeep itinerary. Please contact us for details and prices.

- Single supplement is €1100/£950/\$1150 to guarantee a single room. If you are willing to share but we are unable to find a sharer for you then the single supplement is reduced by 50%. The single supplement is refunded if a sharer is found.

- A visa is required to enter India and is your responsibility.

Please Note

The itinerary may be modified at anytime for security reasons, meteorological or events beyond our control such as blocked roads, rivers in flood, drought, strikes and local holidays. Equus Journeys, our local partners and their local guides will always strive to find the best solution and will alter the itinerary as needed.

The names of the hotels and accommodation are given for information only and depending on availability, they may be modified without notice and replaced by another of a similar standard.

Price includes

SUPPORT TEAM

—
1 support vehicle for logistics
1 horse equipped with saddle and bridle per rider
1 team in charge of the horses

ACCOMMODATION

—
2 person tents with beds, comfortable mattress and bedding supplied
Double room in hotel or palace in the countryside with private bathroom

MEALS

—
Full board during the ride, breakfast and dinner only in Delhi/Jodhpur
1 bottle of mineral water per day during the ride

ADDITIONAL EQUIPMENT

—
First aid kit
Saddle bags

EXTRA

—
Touristic sites fees in the cities

Price doesn't include

MEALS

—
Lunches in Delhi and Jodhpur
Beverage and personal extra

TRANSPORTS

—
International flights bookable on request
Internal flights - Delhi to Dikaner and Jodhpur to Delhi. Will be invoiced at the time of the booking.
Visa fees

INSURANCE

—
Cancellation and travel insurances are not included. Please note that insurance is mandatory. We recommend to take out an insurance policy as soon as your travel is booked in case of cancellation.

EXTRA

—
Tips to local team
Museum and touristic sites fees in New Dehli
Camera and video recorder fees

Optional

ACCOMMODATION

—
Single room supplement

EQUESTRIAN INFO

Horses

An excellent selection of responsive and energetic Marwari horses home bred by your guide Bonnie Singh of Dundlod Fort. The Marwari has been used throughout history as a cavalry horse and is comfortable, forward going and wonderfully spirited . The Marwari's extraordinary beauty, arched ears and fiery look adds to their charm.

Minimum riding ability

MINIMUM RIDING ABILITY

You need to be a good rider, capable and in control in all paces in open spaces. You must be able to rise to the trot and canter in a forward seat. It is also important to be able to stop, to give the direction during fast paces.

Weight limit: 14 stones (89 kgs) (196 lbs)

PACE

There are long periods of walking, some fast and regular trot and numerous gallops when terrain allow it.

TACKING ABILITY AND PARTICIPATION

A team of grooms will feed, care for and saddle your horses. You can help with untacking if you wish, but this is not expected.

TRIP CONDITIONS AND REQUESTED EXPERIENCE

You need to be tough and physically fit for long hours in the saddle and fast paces. Having previous experience of a trail ride of several days would be an advantage but it is not compulsory. Guests who do not ride regularly are requested to get fit prior to the ride. It is of particular importance to ensure you are comfortable and balanced when riding at speed across rough and open spaces.

Visiting a new country offers the opportunity to meet other cultures with different mentalities, therefore it is important to accept these differences and respect the local way of life.

EQUESTRIAN EQUIPMENT

The tack is English style Indian Army saddlery. It is not particularly comfortable especially after a long days riding - we therefore recommend a seat saver be taken with you and the grooms will happily put it in place. The team can also provide seat savers if you do not have your own (limited number available).

Saddle bags are provided

We recommend our riders to wear a helmet to the correct standard and you should bring your own to ensure a proper fit.

TRAVEL INFO

COMFORT

You will stay in a combination of hotels and safari style camps with large spacious tents. Each tent has two made up beds with comfortable mattresses. Separate toilets and showers are set up, with hot water available in the morning and evening.

The hotels are usually former forts and palaces steeped in extravagant royal and colonial history. Rooms will vary in size but each will have a private bathroom. Sometimes hotels are modest, but most are luxurious. Food is freshly cooked, carefully prepared and delicately spiced.

MEALS

Hotel nights:- A buffet breakfast will be available and a choice of evening meals. Rajasthan cuisine is very tasty with a variety of curries, rices served with a side nan or Chapati (Indian breads), Chicken, lamm, vegetables and fresh fruits. Limited spirits, wines, beers and soft drinks will be available.

Camping help yourself breakfast of toast, cereals, fruit and eggs if you wish. You have a hot lunch and then another hot meal in the evening around the camp fire. The food is varied and tasty Indian cuisine. Contrary to popular belief, all Hindus are not vegetarians and strict vegetarianism is limited to the south. However, you are unlikely to be served beef steak as the cow is sacred. You can expect to eat either goat or chicken.

Water: Take care and do not drink water unless it out of a bottle. It is better to buy mineral water when staying in the towns. The water you will be offered along the trail will be treated.

Limited spirits, wines, beers and soft drinks will be available.

CLIMATE

Rajasthan has a hot dry climate. The monsoon is from June to September during which it is particularly hot. Rain outside the monsoon months is unlikely. The rides are scheduled for the cooler months and at this time the maximum temperature would be around 24°C during the day. Please be mindful that evenings can be cool (c. 5°C) and you should bring a warm sweater and be prepared for a chilly morning just in case there is a snow fall in the Himalayas as the temperature does drop suddenly at times. When camping, the nights can be cold are felt much more and you are advised to bring warm clothes for sleeping.

GUIDE AND LOCAL TEAM

The Marwari horses come from the stables of expert horseman Kanwar Raghuvendra Singh at Dundlod Castle. Known as Bonnie, he is a warm and considerate host and has set up the largest Marwari stud farm in India and has established a breed improvement programme. Bonnie is assisted by an army of helpers who support him both on horseback and on the ground.

TIPS

Tipping is popular in India and it is customary to tip not only your team (guide, cook etc) but also staff in hotels and restaurants.

After the ride, guest usually collect the money in an envelope and hand it over to either your guide Bonnie or Sunayana (his assistant) with the instructions to divide it among the whole team – grooms, camp cook and staff, jeep drivers etc... Budget for c. £40-50 per person in total.

At the hotels, tipping is absolutely discretionary. The bell boys at the hotel handling the baggage do expect a small tip. If you are happy with their services, they may give them around Rupees 50 to 100 – but again, it is absolutely discretionary.

Be careful not to tip too much - being overly generous can affect the general standard of living and destabilise the local economy. If children earn more money than their fathers by begging or asking for money for photos then this can create major distortions within the family.

PACKING LIST

Please pack in accordance with local religious and traditional cultures - it is important to keep your shoulders and knees covered when meeting local populations. Please do not wear shorts or strappy tops in towns and villages. You will also require some smart casual clothes for your hotel nights. Please note that internal flights in India have a maximum weight limit of 15kgs for checked-in luggage and 7kgs for hand luggage.

Head

- Equus Journeys strongly recommend that you wear a riding helmet and that you take your own to ensure a correct fit. There are many lightweight options available nowadays
- Sunhat for when not riding
- Sunglasses - with a cord attached so they don't fly off when riding
- Woolly hat
- Buff or Bandana to protect against sand, sun and dust

Upper body

- Long sleeved shirts provide protection from the sun and are an extra layer
- T-shirts
- Lightweight fleece or jumper
- A light waterproof jacket

Legs

- Lightweight, comfortable riding trousers or jodhpurs - we recommend riding in them at home before taking them on holiday to ensure they don't rub
- Casual trousers for the evenings.
- Swimsuit to enjoy the swimming pool of the hotels

Hands and Feet

- Comfortable riding boots. We recommend short boots with half chaps. We don't recommend taking your favourite long leather boots in case they get damaged
- Trainers or equivalent light shoes for the evenings
- Socks
- Gloves - your hands are particularly exposed to the sun

Other useful items

- Towels - camping ones will both dry and pack more easily
- Small backpack 25-30 liters
- Camera and high capacity memory card. Spare battery
- Bumbag for carrying your camera and small items whilst riding
- Headtorch or small torch for moving around camp at night - bring spare batteries and bulbs
- Water bottle (2 litres or 2 x 1 litre)
- Swiss army knife
- Wet Wipes or equivalent (for when washing facilities aren't available)
- Toilet paper and a lighter to burn it with
- Small plastic bags for rubbish
- Ear plugs (for light sleepers)

In your hold luggage

- Any liquids, such as shampoo, moisturiser, deodorant unless they are less than 100ml and all bottles can fit in a small, clear, plastic ziplock bag. We recommend biodegradable washing products where possible.
- Swiss army knife (or equivalent)

In your hand luggage

- Any valuables, such as your camera, ipod, ipad etc.
- Travelling in your riding boots and carrying your hat and some riding clothes is highly recommended - then if your luggage goes astray you are still able to ride!

Medical kit

- Any medication you regularly take
- Sunscreen and lip balm - should be high factor
- Insect repellent, preferably containing deet
- Blister plasters in case of any rubs
- Antiseptic cream, plasters, aspirin, anti-histamine, insect-bite salve etc...
- Spare prescription glasses/contact lenses
- Eye drops
- Imodium or similar anti-diarrhoea medication
- Re-hydration sachets
- Water purification tablets
- Antiseptic wipes
- Handwash gel

Our Recommendations

- Please don't take a hard sided suitcase. Your luggage should be soft sided with a capacity of about 80 litres. We recommend taking a backpack or similar.
- Backpacks cannot be worn whilst riding. MAX LOAD is 15kg.
- We recommend a small bumbag or a coat with pockets so that you can carry small items with you during the day (camera, sunscreen, lipbalm etc) and whilst riding.
- We recommend travelling in your riding boots and carrying your hat and some riding clothes in your hand luggage - then if your luggage goes astray you are still able to ride.
- We recommend taking a copy of your passport and insurance documents with you in case you lose your originals

VISA & HEALTH

Formalities

Passports:

A passport valid for at least 180 days and with at least two blank pages is required by all Australian, British, USA, Canadian and other EU nationals.

Visas:

Visas for India are required by all nationals referred to above. Nationals not referred to are advised to contact their embassy to check visa requirements for India.

Visa note:

Certain parts of the country have been designated protected or restricted areas that require special permits and in some cases prior government authorisation. You should indicate your intent to visit a specific restricted region when applying for a visa and a permit will be granted to visit that region only. It is advised that you apply for the special permit for restricted areas when you enter India by visiting the FRRO (Foreign Regional Registration Office) which has offices in all major Indian airports and cities. You must complete an additional form, but there is no fee for a restricted area permit.

Passengers are advised to check with the consulate for up-to-date information before departure. You must fill in application forms completely, and with as much detail as possible, otherwise the application may be rejected and a new application only allowed after three months have passed.

You should be aware that there have been changes made by the Indian Government, on visa formalities for foreigners who are hospitalised in India, when travelling on a short-term tourist visa. If you or someone you are travelling with is travelling on a tourist visa and is hospitalised, we would advise you to immediately get in touch with the local Foreigners Registration Office (FRO) to check if visa conversion is required.

IMPORTANT: the information below is for UK citizens. Citizens of other nationalities please contact us. For up to date information please visit:

<https://www.gov.uk/foreign-travel-advice/india/entry-requirements>

Visa procedure:

You'll need to get a visa before travelling to India. You can find further information about how to apply on the Indian High Commission website (<https://www.hcilondon.gov.in/index/>).

Make sure you get the right visa for your travel and that it's valid for the purpose and duration of your stay. If you enter India on the wrong visa, you could be detained on arrival and you may be deported and blacklisted, meaning that you can't enter India again. Make sure you meet entry requirements.

Tourist visas can't be extended while in India.

From 1 April 2017, the length of stay on an e-visa has been increased from 30 days to 60 days with double entry on tourist and business e-visa and triple

entry on medical e-visas. This means you can stay for or re-enter within 60 days of the date of your first entry into India on your e-visa. However, you must leave the country before your visa expires, irrespective of when or how many times you enter. When you arrive at the airport, your passport will be stamped and an expiry date for your e-visa will be handwritten by an Immigration Officer. Please be aware that 60 days is not automatically equal to two calendar months. Check the date that is written on your passport and make sure you leave the country before your visa expires.

Holders of passports endorsed 'British citizen' who meet the eligibility criteria can apply for a double entry e-Tourist Visa (e-TV) to enter India at certain designated airports. You can find more information about the eligibility criteria on the government of India's e-Tourist Visa website (<https://indianvisaonline.gov.in/evisa/tvoa.html>). Beware of fake websites offering the e-TV service. You should check carefully whether or not you're eligible for an e-TV before you apply. British subject, British protected person, British overseas citizen, British national (overseas) and British overseas territories citizen passport holders aren't eligible to apply for an e-TV.

Passport validity:

Your passport must be machine readable, with 2 blank pages for your visa and valid for a minimum of 180 days at the time of your visa application.

However, the guidelines regarding passport validity on arrival in India are unclear. To avoid possible problems at immigration, make sure your passport is valid for a minimum of 180 days at the time of entry into India.

India's Bureau of Immigration has announced that with immediate effect, foreign nationals who arrive at an Indian port holding non-machine readable passports will be denied entry. Carriers who transport foreign passengers holding non-machine readable passports may be subject to a fine.

Time required

All visa applications in the UK now have to be filed online at <https://www.vfsglobal.com/en/individuals/index.html> . After the mandatory electronic filing of visa applications, applicants are asked to submit printed copies of their applications, photos, passports and fees to respective Indian Visa Application Centres (IVACs). Processing times vary at the sole discretion of the High Commission of India and its consulates in the UK, and some applications may take longer than others to get processed. You should confirm your travel plans only after obtaining the visa.

Postal applications take a minimum of 10 working days (not including transit). In addition, if the High Commission or the Consulate General requires an applicant to attend an interview, the India Visa Application Centre will contact the applicant and inform them of the date and time of the interview accordingly.

ADDRESSES OF CONSULATES

- High commission of India
India House
Aldwych
WC2B4NA London
Tél. : +44-(0)20-76323070/7
Fax :
info.london@hcilondon.in
- Paris | Ambassade d'Inde
15, rue Alfred Dehodencq
75016 Paris
Tél. : 01.40.50.70.70
Fax :
- Ambassade de France en Inde
2/50-E Shantipath - Chanakyapuri
New Delhi
Tél. : +91 (11) 43 19 61 00
Fax :

Health

Vaccinations are sometimes advised for hepatitis A and B, Japanese encephalitis, tuberculosis (for infants), polio and typhoid. Dengue and malaria are both caused by mosquito bites and are prevalent in hot and humid conditions. There are occasional, seasonal outbreaks of dengue fever. Travellers should vigilantly protect themselves against mosquito bites.

Malaria prevention is strongly recommended so use insect repellent and wear protective clothing. Obtain anti-malarial medicine from your doctor before travelling.

Even seasoned travellers may find themselves at the mercy of travellers' diarrhoea. Hygiene standards vary. If possible, travel around with soap or antibacterial gel in order to clean your hands. The culprits that cause diarrhoea are often the microorganisms found in local water supplies, so decrease your chances by drinking bottled or boiled water. You can have alcoholic drinks but say no to ice. Drink carbonated beverages or those with only boiled water like coffee and tea.

Carry rehydration solution packets, Pepto Bismol or Imodium in case you are afflicted. Before your travel, seek medical advice about what to take for self-treatment.

Wear adequate sunscreen or do like the locals to beat the heat and avoid the sun between 1200 and 1600 when it is at its harshest; don a cotton kameez

to keep covered and cool.

Insurance

It is a condition of your booking with Equus Journeys that you have travel insurance which covers you for the riding activities to be undertaken. Your travel insurance should cover you for medical expenses and repatriation. Your guides will require your travel insurance details before they allow you to ride and may refuse to let you ride if you cannot provide them. You should take your insurance documents with you.

Our recommendation :

Cancellation and travel insurances are not included. Please note that insurance is mandatory. We recommend to take out an insurance policy as soon as your travel is booked in case of cancellation.

Budget and money

Rupee (INR; symbol Rs) = 100 paise. Notes are in denominations of Rs1,000, 500, 100, 50, 20 and 10. Coins are in denominations of Rs5, 2 and 1, and 50, 25, 20, 10 and 5 paise.

Note: The import and export of local currency is prohibited. Sometimes smaller vendors will not take bills larger than Rs 500. It is best to carry a range of rupee notes if you are shopping at bazaars and local markets.

Credit cards:

In major cities, the full cadre of banks cards are generally accepted including debit cards, American Express, Diners Club, MasterCard and Visa. However, in smaller towns and villages, choice is generally narrowed to cash or MasterCard and Visa.

ATM:

24 hour ATM machines can be found in all the major cities and most large towns. Visa, MasterCard, Cirrus, Maestro and Plus are amongst the most commonly accepted cards.

Telephone and jetlag

Roaming agreements exist with most international mobile phone companies. Coverage is limited to major towns but is increasing all the time.

Dialling code +91

GMT +5.30