



# Equus Journeys

HORSEBACK TRAVEL & EQUESTRIAN TRADITIONS SINCE 1972

+44 (0) 1905 388977

info@equus-journeys.com

Last updated 25/12/2025

## Damaraland Expedition


### NAMIBIA

This adventurous **horse riding trail** journeys through the mountainous and mineral landscapes of Damaraland, where oryx, elephant and black rhino still live in their natural habitat. Experience this remote and wild landscape on horseback before finishing your trail with an exhilarating gallop along the spectacular Skeleton Coast.


Trail Riding	 13 days / 8 riding	 From £6,600	
--------------	--	---	---



Damaraland silhouettes



Enjoy unrestricted riding in Namibia



An adventurous trail ride in Damaraland, Namibia

### ITINERARY

#### Highlights

- Discover the endemic flora and fauna of Damaraland, which includes desert adapted oryx, elephant and black rhino
- Dramatic landscapes, geological formations and rock engravings
- Opportunities to gallop on the beaches of the Skeleton Coast
- Occasional flooding of dry riverbeds can add excitement to this itinerary!
- Optional flight over the desert of Namib and dunes of Sossusvlei for unforgettable memories

#### Day 1 — 1 : HOME - WINDHOEK

International flight overnight to Windhoek, arriving the following day (day 2).

Flights are not included but we can assist you on request.

#### Day 2 — 2 : WINDHOEK

 River Crossing lodge

You will be met on arrival at Windhoek's International airport and transferred to River Crossing Lodge with its impressive view over Windhoek. Meet the rest of your riding group at dinner where a representative will brief you about what to expect on the adventure ahead.

Please note that your flight should preferably arrive by 17.00 at the latest for you to be on time for your transfer at 17.30

#### Day 3 — 3 : TWYFELFONTEIN

 Namib camp

After an early breakfast you journey north (about a 7 hour transfer including lunch stop) through some spectacular Namibian landscapes. You will have the opportunity to visit the Twyfelfontein rock engravings. On arrival at camp you will meet the horses and crew and enjoy a sundowner in this dramatic setting.

## Day 4 — 4 : TWYFELFONTEIN - 5-6 hours riding


---

 Namib camp

Morning ride in the Aba Huab watershed, where good going invites a few brisk canters, allowing you to get more acquainted with your horse. You ride amongst impressively stacked granite formations reminiscent of some giants' abandoned Lego game. After lunch you will have the opportunity to finally enjoy sundowners with a panoramic view of this wild magnificence.

## Day 5 — 5 : ABA HUAB RIVER - 6-7 hours riding


---

 Namib camp

With the rising sun at your backs, you begin your westward journey riding past fascinating rock formations formed by the lava flows of ancient volcanic activity. Here you have a good chance of seeing several desert adapted game such as Springbok, Ostrich and Oryx. Occasionally you follow dry river courses dotted with Mopani trees where you might chance upon the majestic but shy Kudu. After a light lunch under some shady trees, the afternoon ride takes you over undulating terrain to the overnight campsite above the Huab River.

## Day 6 — 6 : VIEW POINT - 5-6 hours riding


---

 Namib camp

Ride down the dry watercourse of the Ugab river with its enormous and wonderfully shady 'Ana' trees, the pods of which are a favorite food of the desert-adapted Elephants. Then ride along gently undulating grassy plains to the lunch spot at a 'marking tree' much favored by Cheetah. The afternoon ride offers some exceptional vistas as you climb up towards your overnight camp at the aptly named View Point. From this promontory the dramatically pink hues of the Brandberg (Burning Mountain) Namibia's highest mountain, stands out in a truly impressive landscape.

## Day 7 — 7 : RHINO TRACKERS' CAMP - 6 hours riding

---

 Namib camp

Turning south-west now, you ride towards the winding Ugab River system with its impressive remnants of ancient erosion-exposed rock formations. Wide-open spaces allow for some wonderfully long canters before passing through the narrow gorge at Soutfontein (Salt Spring). Finally you arrive at the Save the Rhino Campsite on the west of the Brandberg. This community run campsite collects funds for the benefit of Save the Rhino Project founded to protect Namibia's Rhinos which are poached for their horn. The information centre is well worth a visit.

## Day 8 — 8 : ROCKWALLS CAMP - 6-7 hours riding

---

 Namib camp

Threading your way through hummocks of spectacularly green Kori bush (Salvadora) on the banks of the Ugab you reach Brakwasser, yet another of the many brackish springs which sustain life in this hauntingly rugged wilderness. Leaving the watercourse of the Ugab River after lunch you ride up a large gorge formed by impressive 'folded rock' formations providing excellent color contrasts. Tonight your spectacular campsite is located in a wonderfully sheltered spot, a good respite from a day of vivid contrasts.

## Day 9 — 9 : SKELETON CAMP - 5-6 hours riding

---

 Namib camp

Having left the Ugab tributary you now cross the vastness of open plains with striking views of the dramatic backdrop of the Brandberg. The terrain again allows for some marvellous canters to the lunch spot. This afternoon's ride provides the quintessential image of Namib vastness – wide stony plains gently falling towards the forbidding Skeleton Coast. You overnight in the aptly named Skeleton Camp.

## Day 10 — 10 : MESSUM CALDERA - 6 hours riding

---

 Namib camp

Today you ride towards the dramatic Messum Caldera, the eroded remains of a massive collapsed volcano rising out of a spectacularly flat surround. This landscape is dominated by many such intrusions which form prominent Inselbergs (island mountains) of which the Brandberg is one. Tonight's camp, which offers a most spectacular panorama, is at the foot of one such intrusion.

## Day 11 — 11 : SKELETON COAST - 4 hours riding

Day 11 — 11 : SKELETON COAST - 4 HOURS RIDING



Your last ride finally takes you to the ocean - the spectacularly formidable Skeleton Coast, apparently so called for the wrecked hulks of stranded ships which dot this coast. The cold, upwelling Benquela Current results in some diverse weather conditions from hot desert easterlies to cold south Atlantic westerlies – this is truly a place of extremes. This afternoon’s excursion is to the Cape Fur Seal colony at Cape Cross and you overnight at the very comfortable Cape Cross Lodge, enjoying your last memorable dinner together.

Day 12 — 12 : WINDHOEK

After breakfast the transfer departs promptly for Windhoek (a 6 hour drive) in time for flights departing after 15:00.

If you flight departs earlier than this then you may wish to spend a night in Windhoek or you may choose to extend your stay in the charming coastal town of Swakopmund (at extra cost).

Day 13 — 13 : WINDHOEK - HOME

Arrival back home.

DATES & PRICES

DEPARTURE	RETURN	PRICE WITHOUT FLIGHTS	STATUS
23/06/2026	05/07/2026	£6,600	Full
04/08/2026	16/08/2026	£6,600	Full
15/09/2026	27/09/2026	£6,600	Full
25/05/2027	06/06/2027	£7,200	Full
27/07/2027	08/08/2027	£7,200	Full
17/08/2027	29/08/2027	£7,200	Full
28/09/2027	10/10/2027	£7,200	Full

Price details

- Flights to your destination (international/domestic) are not included, but can be booked on request - please contact us for rates.
- Rates are per person, based on two riders sharing a twin or double room/tent during the ride.
- Groups are composed of a minimum of 4 international riders and a maximum of 12 riders, plus guides.
- There is no single supplement if you are willing to share a room/tent with another guest of the same sex (guests usually sleep under the stars without requiring a tent). To guarantee your own room at the two lodges on arrival/departure there is a single supplement of £220/€255/\$280 in 2025, £235/€260/\$300 in 2026, £250/€290/\$335 in 2027.
- Transfers to and from Windhoek airport are included.
- There is a weight limit of 92kgs and riders who weigh over 85kgs may have to pay a supplement for a second horse of £850/€985/\$1075 in 2025, £900/€1050/\$1150 in 2026-2027.

Please Note

The itinerary may be modified at anytime for security reasons, meteorological or events beyond our control such as blocked roads, rivers in flood, drought, strikes and local holidays. Equus Journeys, our local partners and their local guides will always strive to find the best solution and will alter the itinerary as needed.

The names of the hotels and accommodation are given for information only and depending on availability, they may be modified without notice and replaced by another of a similar standard.

Price includes

## SUPPORT TEAM

1 English-speaking horse guide

## LOGISTICS

1 cook  
1 support vehicle  
1 horse equipped with saddle and bridle per rider

## INLAND TRANSPORTS

Support vehicle for luggage, horses, camping equipment  
Airport transfers from Windhoek

## ACCOMMODATION

2 dome tents, with camp beds and a canvas bag containing sleeping mat, duvet and pillow

## MEALS

Full board including drinks on the trail

## Price doesn't include

---

### MEALS

Beverages in the lodge and personal extra

### TRANSPORT

International flights

### EXTRAS

Tips to local team

### INSURANCE

Cancellation and travel insurances are not included. Please note that insurance is mandatory. We recommend taking out an insurance policy as soon as your trip is booked in case of cancellation  
Visas and personal purchase

## Optional

---

### ACCOMMODATION

Single room/tent supplement if you do not wish to share

### LOGISTICS

Additional horse supplementary charge for riders over 85 kg/ 187lbs / 13st 3lbs

## EQUESTRIAN INFO

## Horses

---

The horses are mostly crossbreeds from a variety of stock that found their way into the Namibian equine mix during the last century. These include Trakhener, Hanovarian, Shagya Arabs, Boerperd and more recently, Arabians and Quarter Horse crosses and even the odd Haflinger. The horses are generally small in body size to cope with the dry and mountainous environments where they are bred and raised. They are sure footed, nimble, well mannered and energetic plus calm or fast according to your preference.

Please note: riders weighting over 85 kilos / 14 stones please are accepted, but will have to pay an additional fee as two horses will be used to keep them in top-notch condition.

## Guide & local team

---

You will likely be guided by Andrew or Telane, with at least one back-up guide and a host of camp support staff.

## Minimum riding ability

---

### MINIMUM RIDING ABILITY

---

You need to be a very competent rider with plenty of experience riding outdoors across varied terrains and at all paces. The horses are well-behaved but there are some long hours in the saddle and a fast pace can be sustained for long periods where the terrain allows.

PLEASE NOTE: There is a weight limit of 92kgs and riders who weigh over 85kgs may have to pay a supplement

### PACE

---

There are lots of opportunities for fast riding. You must be capable of rising to the trot and maintaining a forward seat in canter and gallop.

### TACKING ABILITY AND PARTICIPATION

---

You will be expected to assist with grooming, tacking up and untacking your horse each day whilst out on the trail. It would also be appreciated if you could help with camp tasks such as putting up tents or watering and feeding the horses.

### TRIP CONDITIONS AND REQUESTED EXPERIENCE

---

You need to be physically fit for long hours in the saddle in the African sun. This is a challenging ride and can be tough at times. Climate is usually warm and dry during the day, but the nights can be very cold (zero or below) and there can be strong winds.

Guests who do not ride regularly need to get fit prior to the ride.

### EQUESTRIAN EQUIPMENT

---

Special water bottle holders are supplied on the saddles (the water bottles are also provided).

Saddles are endurance-type trail saddles. If you want to bring your own seat saver then you will need a western shaped one.

We recommend our riders to wear a helmet to the correct standard and you should bring your own to ensure a proper fit.

## TRAVEL INFO

### COMFORT

---

Except for the first and last nights (at a lodge), nights are spent camping in two man dome tents with camp beds and sleeping bags/swags. However, most people opt to sleep out under the stars which is a magical experience. If you feel the cold then we recommend taking a sleeping bag liner, as nights in the desert can drop below zero.

Showers are available every night (hot water). It is however not possible to wash your belongings during the ride.

Small batteries can be charged in the back up vehicles if necessary. Phone signal is very limited and there is, of course, no wifi!

### MEALS

---

Whilst on the trail, meals are cooked over an open fire and are of excellent quality.

Breakfast usually consists of porridge or cereal with tea and coffee.

Lunch: proper meals cook by the local team.

Dinner will be meat (beef or lamb usually) with vegetables and a dessert.

Drinks are included throughout the trail except on the first and last night when you are in a lodge.

Vegetarians and special diets can be accommodated with advance notice.

### CLIMATE

---

The seasons in Namibia are the reverse of the UK and so October - March is hot and dry. The early summer is a very dry heat, but some rain can occur around December - January when the climate can be more humid. The rides do not run during these months as it is too hot.

From April to September, the winter months, the weather is usually cool and dry. The nights can be cold, dropping to zero or below, but the days are sunny with a beautiful blue sky. Daytime temperatures are usually 15-22c. Mid-winter (June-August) is cooler than the spring/autumn months of April/May and September.

## **TIPS**

---

Tips are welcome and we recommend c. £10 per person per day and you should give this to your guide who will distribute it amongst all the staff. If possible, euro, USD or even better African Rands are preferred since pounds sterling are difficult to exchange in Namibia.

## **PACKING LIST**

---

Although this is a camping expedition, all bedding is supplied. If you feel the cold then we recommend taking a sleeping bag liner, as nights in the desert can drop below zero. Please make sure to keep your packing to a minimum (see below).

### Head

- Equus Journeys strongly recommend that you wear a riding helmet and that you take your own to ensure a correct fit.
- Sunhat for when not riding
- Sunglasses - with a cord attached so they don't fly off when riding
- Buff or bandana (essential)

### Upper body

- Long sleeved shirts provide protection from the sun and thorns
- T-shirts
- Fleece, jumper or jacket - the evenings can be cold
- Waterproof jacket - the rains can be difficult to foresee and it's better to be prepared. Layering is key to cope with the fluctuations in temperature between day and night
- Casual clothes for the evening

### Legs

- Lightweight, comfortable riding trousers or jodhpurs - we recommend riding in them at home before taking them on holiday to ensure they don't rub
- Shorts for non-riding trips
- Casual clothes for the evening

### Hands and Feet

- Comfortable riding boots. We recommend short boots with half chaps but you may wish to take long chaps to protect against thorns. We don't recommend taking your favourite long leather boots in case they get damaged
- Sandals, flip-flops or trainers for moving around the lodge and camp
- Gloves - your hands are particularly exposed to the sun whilst riding

### Nightwear

- Thermals are a good option for sleeping in, or tracksuits
- A woolly hat when camping
- Warm and comfortable sleeping sacks are provided, but if you feel the cold you may wish to bring a fleece liner as an extra layer

### Other useful items

- Towel (not provided)
- Swimsuit
- Sarong (for going to/from showers)
- Binoculars for viewing game
- Camera and high capacity memory card. Spare battery
- Bumbag for carrying your camera and small items whilst riding
- Headtorch or small torch for moving around camp at night

### Medical kit

- Sunscreen and lip balm - must be high factor
- Insect repellent, preferably containing DEET
- Any medication you regularly take
- Blister plasters in case of any rubs
- Antiseptic cream, plasters, aspirin, anti-histamine, insect-bite salve etc...
- Spare prescription glasses/contact lenses
- Ear plugs, particularly if you are a light sleeper
- Anti malarial tablets and Yellow Fever Certificate if required (check with your doctor)

#### Our Recommendations

- Please don't take a hard sided suitcase. Your luggage should be soft sided and you should pack it into two bags if it weighs more than 15kg so it's easier for the team to transport between camps
- Wherever possible you should wear neutral colours, such as beige, brown or natural bush colours for riding as bright colours, such as red, yellow or white can startle the wildlife and they will see you long before you've seen them
- We recommend travelling in your riding boots and carrying your hat and some riding clothes in your hand luggage - then if your luggage goes astray you are still able to ride!

### SUSTAINABLE TOURISM

1. **Travel light.** It's a little known fact, but the lighter you pack, the better for the environment as heavy bags will produce higher emissions (when flying a plane or driving a car!).
2. **Reduce plastic waste.** Take your favorite reusable bottle with you. Avoid single-use bags, cups, or straws.
3. **Preserve nature.** Always take your rubbish with you during the ride and recycle them. Leave all the flowers or plants as you found them, and never get too close when observing wildlife. Make sure to use eco-friendly products such as body wash or laundry detergent (if camping) to protect both your skin and the environment.
4. **Choose your experiences carefully.** Respect animal life by not participating in any activities that abuse wild animals (shows, elephant rides, etc.).
5. **Support local populations.** Buy local handicrafts, be respectful of customs, and learn about the culture of local communities.
6. **Share!** Raise awareness among your family and friends about sustainable tourism.

For more information please [see this page](#) .