

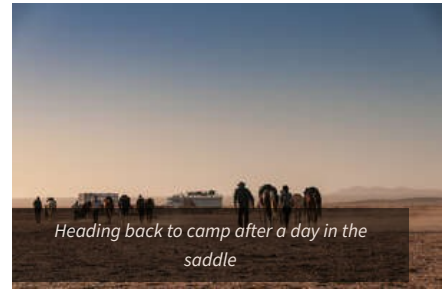


## Namib Desert Trail

### NAMIBIA

An exhilarating and pacy ride across the oldest desert in the world, this **horseback trail** is one of the most challenging rides in the world. Ride 300km from the red dunes at Sossusvlei, through the Namib desert to the coast at Swakopmund. Stay in an extremely comfortable mobile camp every night, sleeping out under the stars and enjoy meals cooked over an open fire. With long canters and gallops and long days in the saddle, this epic **trail ride** is not for the faint-hearted!

<b>Trail Riding</b>	<b>13 days / 9 riding</b>	<b>From £4,500</b>	
---------------------	---------------------------	--------------------	--



## ITINERARY

### Highlights

- World renowned sand dunes at Sossusvlei
- Possibility of meeting desert adapted species such as zebra, oryx and kudu as well as discovering the strange vegetation of the Namib
- Hugely contrasting landscapes
- Delicious meals cooked on open fires
- Sleeping out under the stars of a clear desert sky
- Unrestricted riding across endless desert plains
- Challenging riding on incredibly fit horses

### Day 1 — 1 : EUROPE - WINDHOEK

International flight overnight to Windhoek - it is likely that you will need to change planes either in Johannesburg or elsewhere in Europe as there are no direct flights from the UK to Namibia. Flights are not included but we can book these for you on request.

### Day 2 — 2 : WINDHOEK

River Crossing lodge

You will be met at Windhoek International Airport and transferred to River Crossing Lodge with its impressive view over Windhoek. Meet the rest of your riding group for dinner and a representative will brief the group about what to expect on your adventure.

### Day 3 — 3 : SOSSUSVLEI

Namib camp

After breakfast you will be transferred to the Sossusvlei area (c. 4 ½ hour drive) via the Spreetshoogte Pass which affords your first enticing glimpse of the seemingly endless Namib Desert below. At your first campsite, with a spectacular view over the Namib sands, you meet your horses and crew. After lunch there is an afternoon excursion to the terminal pan of Sossusvlei in the soft light of evening. You are welcome to attempt to climb the towering dunes for a spectacularly panoramic view. Return to camp for a traditional Namibian meal cooked over an open fire.

## Day 4 — 4 : NAMIB NAUKLUFT PARK - 4-5 HOURS RIDING - 27km

---

 Namib camp

Your adventure starts across wide grassy valleys, overlooked by the dunes of the Namib sand desert. Lunch at Solitaire, a unique oasis in the desert, before heading to the Naukluft Namib Park and its mountainous trails.

You will camp next to a water hole for the night. This is a unique opportunity to see wild animal come for a drink of water. Enjoy the rest of the evening around the campfire, before falling asleep under the countless lights of a myriad of stars.

## Day 5 — 5 : TSONDAB - 6-7 hours riding - 40 km

---

 Namib camp

The morning ride takes you along a ramp-like dune amongst unspoilt wilderness and striking scenery.

In the afternoon the pace quickens as the valley opens into a riverbed where you can spot ostriches, zebras and wildebeests before climbing up to the campsite set on a hill. Good showers will be offered as well as a great dinner and evening by the fire.

## Day 6 — 6 : GAUB CANYON - 5-6 hours riding - 32 km


---

 Namib camp

Today you ride across some red dunes before a rugged descent into the Gaub Canyon for lunch. Climbing out of the Canyon you ride across the wide plains to a cave with a spectacular view of the badlands of the ephemeral Kuiseb River in the distance.

## Day 7 — 7 : KUISEB RIVER - 6 hours riding - 29 km

---

 Namib camp

Today you negotiate the terraces leading down to the bizarrely rugged Kuiseb river, with a technical descent into the riverbed where you stop for a short lunch break. It is this river which forms a dramatic end to the Namib Sand Sea, flowing just often enough to prevent the dunes from crossing the river. The tracks of Mountain Zebra criss-cross the steep sides of the canyon, all leading to a year-round supply of precious water which is preserved by the high, narrow walls of the canyon.

## Day 8 — 8 : GANAB - 6-7 hours riding - 35 km

---

 Namib camp

Good going affords some fast-paced riding towards the water-point at Ganab where Mountain Zebra, Oryx, Ostrich, Springbok, and if you are lucky, some desert-adapted warthogs come to drink. Here the wide grassy plains are scarred by several watercourses, some only distinguishable by the long lines of trees which mark their course, sometimes giving shelter to some desert-adapted Giraffe.

## Day 9 — 9 : MARBLE MOUNTAIN - 7-8 hours riding - 60 km

---

 Namib camp

Another day with long hours in the saddle which offers some fast-paced riding past the water point of Hotsas across the Tinkas and Tumas plains which become ever less vegetated as you approach the coast. As you approach the Marble Mountain, Ostriches and Mountain Zebra often run alongside the horses, curious about the unusual centaurs inhabiting their desert. From now on life-giving evening fog can be expected, producing 5 times as much precipitation than rainfall in this hyper arid area.


## Day 10 — 10 : MOON VALLEY - 7 hours riding - 45 km

---

 Namib camp

Today's ride through the hyper aridity of true desert landscapes offers the chance to encounter the dinosaur-like plants, the gnarled Welwitschia Mirabilis. Strange shapes form and disappear in mirages and fascinating survival devices of desert adapted creatures astound; this is a land of great antiquity and also tremendous solitude. Pass the spectacular Moon Valley on your decent to the wonderfully sheltered campsite on the Swakop River.

## Day 11 — 11 : SWAKOPMUND - 4 hours riding - 20 km

 Organic Square Guesthouse

Your final ride, down the Swakop river to the coastal dunes and then, at last, the Atlantic Ocean. Your first glimpse of a town in days! The last stretch of riding is along the soft white beach sand of Swakopmund. Tonight's accommodation is a comfortable hotel (the Beach Hotel Swakopmund or similar) while the horses enjoy their well-deserved rest in a large sandy paddock with a wonderful view of the sea. After sundowners, enjoy a last memorable meal together, reminiscing over an adventure unlikely to be forgotten.

## Day 12 — 12 : SWAKOPMUND - WINDHOEK

Say a fond farewell at breakfast as the transfer vehicle leaves promptly to get you to Windhoek International airport for flights departing after 15:00 and the drive is c. 4 hours.

If your flight schedule requires an earlier departure than 15:00 then you will need to spend tonight in a guesthouse in Windhoek before flying home tomorrow. Additional hotel costs and transfers apply or you can book something your end.

## Day 13 — 13 : EUROPE

Arrival back home.

### DATES & PRICES

DEPARTURE	RETURN	PRICE WITHOUT FLIGHTS	PRICE INCLUDING FLIGHTS	STATUS
31/03/2022	12/04/2022	£4,500		Open
18/04/2022	30/04/2022	£4,500		Open
25/05/2022	06/06/2022	£4,500		Open
18/07/2022	30/07/2022	£4,500		Open
07/08/2022	19/08/2022	£4,500		Full
12/09/2022	24/09/2022	£4,500		Full

## Price details

- Flights to your destination (international/domestic) are not included, but can be booked on request - please contact us for rates.
  - Rates are per person, based on two riders sharing a twin or double room/tent during the ride.
  - Groups are composed of a minimum of 4 international riders and a maximum of 12 riders, plus guides.
  - There is no single supplement if you are willing to share a room/tent with another guest of the same sex. To guarantee your own room/tent there is a single supplement of £190 in 2020/2021/2022
  - Transfers to and from Windhoek airport are not included and are £390 payable upon booking (£400 in 2021/2022).
  - There is a weight limit of 92kgs and riders who weigh over 85kgs may have to pay a supplement of c. £770 (£800 in 2021/2022) for a second horse.
- Please Note
- The itinerary may be modified at anytime for security reasons, meteorological or events beyond our control such as blocked roads, rivers in flood, drought, strikes and local holidays. Equus Journeys, our local partners and their local guides will always strive to find the best solution and will alter the itinerary as needed.
- The names of the hotels and accommodation are given for information only and depending on availability, they may be modified without notice and replaced by another of a similar standard.

## Price includes

### SUPPORT TEAM

1 english speaking horse guide

### **LOGISTIC**

1 horse equipped with saddle and bridle per rider  
1 cook  
1 support vehicle

### **INLAND TRANSPORTS**

Support trucks for luggage, camp and horses.

### **ACCOMMODATION**

2 riders dome tents are used, with camp beds and a canvas bag containing sleeping mat, duvet and pillow.

### **MEALS**

Full board from first diner to last breakfast, and drinks when on the trail  
Snacks

### **ADDITIONAL EQUIPMENT**

First aid kit

## Price doesn't include

---

### **MEALS**

Beverage in the lodges and personal extra

### **TRANSPORTS**

International flights to Windhoek

### **EXTRA**

Tips to local team  
Small group supplement

### **INSURANCE**

Cancellation and travel insurances are not included. Please note that insurance is mandatory. We recommend to take out an insurance policy as soon as your travel is booked in case of cancellation.

## Optional

---

### **ACCOMMODATION**

Single room/tent supplement if you are not prepared to share

### **TRANSPORT**

Airport transfers from Windhoek airport on first day and group transfer back to Windhoek on last day.

### **LOGISTIC**

Extra horse supplement for anyone weighing over 85 kg

## EQUESTRIAN INFO

## Horses

---

The horses are mostly crossbreeds from a variety of stock that found their way into the Namibian equine mix during the last century. These include Trakhener, Hanovarian, Shagya Arabs, Boerperd and more recently, Arabians and Quarter Horse crosses. The horses are generally small in body size to cope with the dry and mountainous environments where they are bred and raised. They are sure footed, nimble, well mannered and energetic plus calm

or fast according to your preference.

## Minimum riding ability

---

### MINIMUM RIDING ABILITY

---

You need to be a very competent rider with plenty of experience riding outdoors across varied terrains and at all paces. The horses are well-behaved but there are some long hours in the saddle and a fast pace can be sustained for long periods where the terrain allows.

PLEASE NOTE: There is a weight limit of 92kgs. Riders who weigh over 85kgs (with their riding gear on) may have to pay a supplement for a second horse. You may be weighed on arrival!

### PACE

---

There are lots of opportunities for fast riding. You must be capable of rising to the trot and maintaining a forward seat in canter and gallop. This is one of the most challenging rides on offer.

### TACKING ABILITY AND PARTICIPATION

---

You will be expected to assist with grooming, tacking up and untacking your horse each day whilst out on the trail. It would also be appreciated if you could help with camp tasks such as putting up tents or watering and feeding the horses.

### TRIP CONDITIONS AND REQUESTED EXPERIENCE

---

You need to be physically fit for long hours in the saddle in the African sun. This is a challenging ride and can be tough at times. Climate is usually warm and dry during the day, but the nights can be very cold (zero or below) and there can be strong winds.

Guests who do not ride regularly need to get riding fit prior to the ride.

### EQUESTRIAN EQUIPMENT

---

Guests who do not ride regularly need to get fit prior to the ride.

We recommend our riders to wear a helmet to the correct standard and you should bring your own to ensure a proper fit.

## TRAVEL INFO

### COMFORT

---

Two man dome tents are provided, with camp beds and sleeping bags/swags. However, most people opt to sleep out under the stars which is a magical experience. If you feel the cold then we recommend taking a sleeping bag liner or light fleece, as nights in the desert can drop below zero.

Showers are available every night (hot water). Please bring your own towel. It is however not possible to wash your belongings during the ride.

Small batteries can be charged in the back up vehicles if necessary. Phone signal is very limited and there is, of course, no wifi!

### MEALS

---

Whilst on the trail, meals are cooked over an open fire and are of excellent quality.

Breakfast usually consists of porridge or cereal with tea and coffee.

Lunch: proper meals cook by the local team.

Dinner will be meat (beef or lamb usually) with vegetables and a dessert.

Drinks are included throughout the trail except on the first and last night when you are in a lodge.

Vegetarians and special diets can be accommodated with advance notice.

### CLIMATE

---

The seasons in Namibia are the reverse of the UK and so October - March is hot and dry. The early summer is a very dry heat, but some rain can occur around December - January when the climate can be more humid. The rides do not run during these months as it is too hot.

From April to September, the winter months, the weather is usually cool and dry. The nights can be cold, dropping to zero or below, but the days are sunny with a beautiful blue sky. Daytime temperatures are usually 15-22c. Mid-winter (June-August) is cooler than the spring/autumn months of

April/May and September.

## **GUIDE AND LOCAL TEAM**

You will likely be guided by Andrew or Telane, with at least one back-up guide and a host of camp support staff.

## **TIPS**

Tips are welcome and we recommend c. £10 per person per day and you should give this to your guide who will distribute it amongst all the staff. If possible, euro, USD or even better African Rands are preferred since pounds sterling are difficult to exchange in Namibia.

## **PACKING LIST**

Although this is a camping expedition, all bedding is supplied. If you feel the cold then we recommend taking a sleeping bag liner, as nights in the desert can drop below zero. Please make sure to keep your packing to a minimum (see below).

### Head

- Equus Journeys strongly recommend that you wear a riding helmet and that you take your own to ensure a correct fit.
- Sunhat for when not riding
- Sunglasses - with a cord attached so they don't fly off when riding
- Buff or bandana (essential)

### Upper body

- Long sleeved shirts provide protection from the sun and thorns
- T-shirts
- Fleece, jumper or jacket - the evenings can be cold
- Waterproof jacket - the rains can be difficult to foresee and it's better to be prepared. Layering is key to cope with the fluctuations in temperature between day and night
- Casual clothes for the evening

### Legs

- Lightweight, comfortable riding trousers or jodhpurs - we recommend riding in them at home before taking them on holiday to ensure they don't rub
- Shorts for non-riding trips
- Casual clothes for the evening

### Hands and Feet

- Comfortable riding boots. We recommend short boots with half chaps but you may wish to take long chaps to protect against thorns. We don't recommend taking your favourite long leather boots in case they get damaged
- Sandals, flip-flops or trainers for moving around the lodge and camp
- Gloves - your hands are particularly exposed to the sun whilst riding

### Nightwear

- Thermals are a good option for sleeping in, or tracksuits
- A woolly hat when camping
- Warm and comfortable sleeping sacks are provided, but if you feel the cold you may wish to bring a fleece liner as an extra layer

### Other useful items

- Towel (not provided)
- Swimsuit
- Sarong (for going to/from showers)
- Binoculars for viewing game
- Camera and high capacity memory card. Spare battery
- Bumbag for carrying your camera and small items whilst riding
- Headtorch or small torch for moving around camp at night

### Medical kit

- Sunscreen and lip balm - must be high factor
- Insect repellent, preferably containing deet
- Any medication you regularly take
- Blister plasters in case of any rubs
- Antiseptic cream, plasters, aspirin, anti-histamine, insect-bite salve etc...
- Spare prescription glasses/contact lenses
- Ear plugs, particularly if you are a light sleeper

- Anti malarial tablets and Yellow Fever Certificate if required (check with your doctor)

#### Our Recommendations

- Please don't take a hard sided suitcase. Your luggage should be soft sided and you should pack it into two bags if it weighs more than 15kg so it's easier for the team to transport between camps
- Wherever possible you should wear neutral colours, such as beige, brown or natural bush colours for riding as bright colours, such as red, yellow or white can startle the wildlife and they will see you long before you've seen them
- We recommend travelling in your riding boots and carrying your hat and some riding clothes in your hand luggage - then if your luggage goes astray you are still able to ride!

## VISA & HEALTH

### Formalities

---

#### Entry requirements

To enter Namibia, a passport valid for six months from date of entry with one blank page is required by all nationals of Australia, USA, Canada, the UK and other EU countries. If you require a visa, you must have at least three blank pages in your passport.

#### Visas

Visas for Namibia are not required by nationals referred to above for stays of up to three months if visiting Namibia on holiday except:

Nationals of Bulgaria, Croatia, Cyprus, Czech Republic, Estonia, Greece, Hungary, Latvia, Lithuania, Malta, Poland, Romania, Slovakia and Slovenia, who do require a visa.

Nationals not referred to are advised to contact the high commission/embassy for visa requirements for Namibia.

Single-entry visas: £30 (three-day processing) or £50 (same-day processing); multiple-entry visa: £60 (three-day processing) or £80 (same-day processing).

#### Validity:

Valid for up to three months, for stays of up to three months from the date of entry.

#### Embassies

Namibian High Commission in the UK

Telephone: (020) 7636 6244. Website: <http://www.namibiahc.org.uk/> Opening times: Mon-Fri 0900-1700.

#### IMPORTANT - TRAVELLING WITH CHILDREN

Visit <https://www.gov.uk/foreign-travel-advice/namibia/entry-requirements>

Namibia introduced new immigration rules in 2016 relating to travel with children. In addition to valid passports, parents travelling with children (under 18) should at all times carry the original or certified copy of the unabridged birth certificate. The full unabridged birth certificate should list the child's details and both parents' details. The abridged (short) birth certificate which only lists the child's particulars won't be accepted by the Namibian Ministry of Home Affairs and Immigration.

Adults travelling with children where they are not the biological or legal guardians of those children, should be in possession of an affidavit statement from the child's parents giving consent for their travel. If a child is travelling with only one parent, the other parent should give consent for travel in the form of an affidavit.

Unaccompanied children may be required to provide in addition to a valid passport:

Proof of consent from one or both parents/legal guardians in the form of an affidavit.

A letter from the person receiving the child including their residential address where the child will be staying.

Contact your nearest Namibian High Commission if you have any specific questions about your trip.

If your child was born in the UK, you can order a full unabridged birth certificate online via GOV.UK

#### IF TRAVELLING THROUGH SOUTH AFRICA:

From 1st June 2015, South Africa have introduced tough rulings for anyone travelling with children, including passengers transiting South Africa to another destination.

- Two parents travelling with children will need to show the child's Unabridged Birth Certificate (UBC)
- One parent travelling with a child will need to show the UBC plus either: a Parental Consent Affidavit (PAC) from the parent not travelling OR a letter of special circumstance.
- Widowed parents will need to show the UBC and a death certificate for the deceased parent
- Children travelling with family friends will need a UBC, PCA, copies of the parents passports and contact details for the parents.

For more information click here: <http://www.dha.gov.za/index.php/statements-speeches/621-updated-advisory-new-requirements-for-children-travelling-through-south-african-ports-of-entry>

Contact South African Immigration for what is required for other circumstances.

## ADDRESSES OF CONSULATES

---

- Paris | Ambassade de Namibie  
80, avenue Foch  
75016 Paris  
Tél. : 01.44.17.32.65  
Fax :  
info@embassyofnamibia.fr
- Ambassade de France en Namibie  
1, Goethe Street PO Box 20484  
9000 Windhoek  
Tél. : +264 61 27 67 00  
Fax :  
cad.windhoek-amba@diplomatie.gouv.fr
- Namibian High commission  
6 Chandos Street  
W1G 9LU London  
Tél. : +44 (0) 20 7636 6244  
Fax : +44 (0) 20 7637 5694  
info@namibiahc.org.uk

---

## Health

---

There are no vaccinations legally required to travel to Namibia except that you need a yellow fever vaccination if you have travelled to a country (7 days or less before entering Namibia) where that disease is widely prevalent, such as Zambia.

Like with most countries, it's advisable to have general injections regarding diseases like Hepatitis A and typhoid. Most travellers are already vaccinated against DTP (Diphtheria, Tetanus, Polio) and Hepatitis A, especially if you travelled already to countries outside the western world. If you are staying longer than 3 months or have a particular risk you might consider a rabies vaccination. Vaccination against Tuberculosis as well as Hepatitis B are also sometimes recommended for stays longer than 3 months.

Malaria is usually only a risk in the northern part of Namibia, and in some areas only during the wet season (October to April). The central and southern parts of the country, including Fish River Canyon and Sossuvlei are considered malaria free. Don't underestimate this tropical disease and take precautions. Buy repellent (preferably with 50% DEET), and sleep under a net.

---

## Insurance

---

It is a condition of your booking with Equus Journeys that you have travel insurance which covers you for the riding activities to be undertaken. Your travel insurance should cover you for medical expenses and repatriation. Your guides will require your travel insurance details before they allow you to ride and may refuse to let you ride if you cannot provide them. You should take your insurance documents with you.

---

## Voltage

---

220 volts AC, 50hz. Outlets are of the South African three-pin type (two small round pins over one larger round pin).

---

## Budget and money

---

The Namibian Dollar (NAD; symbol N\$) is in note denominations of N\$200, 100, 50, 20 and 10. Coins are in denominations of N\$5, N\$1, 50 cents, 10 cents and 5 cents. It is linked to the South African Rand (R) on a 1:1 basis and the South African Rand is also acceptable as currency in Namibia.

Credit cards:

American Express, Diners Club, MasterCard and Visa are accepted. Credit cards are not usually accepted at petrol stations, so bear this in mind when you visit the ATM. Setting aside an emergency petrol cash fund is a good idea if you're planning to drive.

ATM:



Although ATMs can be found in most towns, it's worth making sure that you've got enough cash handy at all times, as towns can be few and far between. Make sure you notify your bank of your travel plans before you go: Namibia is among the countries that trigger an automatic account freeze (fraud protection) if you fail to tell your bank beforehand.

## Telephone and jetlag

---

Namibia has an excellent fixed-line telephone network run by Telecom Namibia:

<http://www.telecom.na>

Domestic calls are reasonably priced, although international calls can cost upwards of N\$20 (£1.40) per minute.

Mobile phone:

MTC is Namibia's mobile service provider but has roaming arrangements with international providers. However, it operates on GSM 900/1800, which is compatible with European and Australian networks but not with those from North America or Japan. Check with your mobile provider whether they will be able to provide coverage through the MTC network during your stay. MTC does offer a prepaid service called Tango, which involves a one-off purchase of a sim card and pay-as-you-go thereafter. Although coverage is generally good, it can be sporadic outside urban areas.

Dialling code is +264

GMT + 1hr