



Equus Journeys

HORSEBACK TRAVEL & EQUESTRIAN TRADITIONS SINCE 1972

14a Forest Gate, Pewsham, Chippenham, Wiltshire SN15 3RS - UK

+44 (0) 1905 388977




info@equus-journeys.com

Last updated 10/05/2024

Between the Loire and the Cher rivers


PARIS - THE LOIRE VALLEY

Embark on a riding journey and travel in time as you explore the beautiful castles and stone villages of the **French countryside**. Between the Loire and the Cher rivers you will ride along beautiful landscapes, including the banks of the Loire – a **UNESCO World Heritage Site**. On this holiday, try the local cuisine and enjoy unique French wines with a visit to a quaint wine cellar. This **centre-based holiday in the Loire Valley** is suitable for riders that want to experience France at its finest and learn about local history combined with beautiful landscapes without compromising on levels of comfort.

Centre based holidays	 5 days / 5 days riding	 From £1,125	
-----------------------	--	---	---



Discover Chenonceau in the saddle



The gallery on the bridge at Chenonceau in the Loire Valley




Ride to medieval villages and along rivers

ITINERARY

Highlights

- Visit some of the most famous castles of the Loire Valley on this holiday including Chaumont, a magnificent Renaissance castle overlooking the Loire.
- Ride alongside the banks of the Loire – a UNESCO World Heritage Site.
- Enjoy a wine tasting experience in Troglo Degusto, an underground quarry converted into a quaint wine cellar!


Day 1 — 1: The Loire Valley - Approx. 3-4 hours riding

 Le Domaine des Thomeaux

Note: We advise international riders to arrive at least one day earlier since the itinerary starts in the early morning of the first day. If you need us to organise additional nights just before the ride, as well as transfers from the train station in Amboise, this is possible: please check the “dates and prices” tab.

Plan to arrive at the Hotel (Domaine des Thomeaux) for around 8:30 am to meet the guides and your assigned horse for the week. Today you will be riding towards the castle of Chaumont, a former medieval fortress, which is now a magnificent Renaissance castle overlooking the Loire. Admire the banks of the Loire, a UNESCO World Heritage Site, before reaching the castle for lunch. In the afternoon, ride across the Ile de la Folie before arriving at your hotel, where you will enjoy a delightful dinner.

Day 2 — 2: Montrichard forest – Troglodyte Cellar - Approx. 3-4 hours riding


 Le Domaine des Thomeaux

Today you will be riding south-east through the Montrichard forest. Leave the banks of the Loire to join those of the Cher. Stop for a lunch break in the heart of the forest.

Ride along the typical stone villages of Tuffaut to reach Bourré in the middle of the afternoon. This is where the horses will stay for the night. You will continue your day with a tour of Troglodyte, where you will learn about this quaint place that was used as a mushroom cellar, and its many tunnels that were used by the Resistance during WW2. End your day with a wine tasting experience and some other local specialties.


Get back to the hotel and enjoy dinner before some well-deserved rest.

Day 3 — 3: Aiguevive Abbey – Montpoupon Castle - Approx. 3-4 hours riding

 Le Domaine des Thomeaux

After breakfast, you will make your way to the south bank of the Cher river to reach the Touraine/Indre border and the Lochois country. You will have lunch at the foot of Aiguevive’s Abbey, a remnant of the 11th century, and then arrive at the Montpoupon castle where the horses are staying overnight. You will get to explore this small castle before heading back to the hotel.

Day 4 — 4: Cher Valley – Chateau Chenonceau - Approx. 3-4 hours riding

 Le Domaine des Thomeaux

Today you will meet the horses in the Montpoupon and from there ride in the beautiful landscapes of South Touraine and the Pays Lochois. Stop for a picnic in the forest and then ride towards the Chateau Chenonceau. The castle is beautifully furnished and the interiors are very well maintained. Enjoy the French gardens and its famous gallery spanning the Cher.
After the visit you will be transferred to the overnight location.

Day 5 — 5: Amboise - Rilly - Approx. 3-4 hours riding

Today you will be transferred to Amboise (1H30) a former royal city to visit its castle. After the visit, you will meet the horses and ride to Souvigny de Touraine where you will stop to have a picnic lunch followed by a great afternoon riding through beautiful sceneries before arriving at Rilly. After the traditional “pot de l’amitié” (drinks!), the perfect setting to say your goodbyes to the local team, transfer to the train station for trains leaving after 7:30 pm.

DATES & PRICES			
DEPARTURE	RETURN	PRICE WITHOUT FLIGHTS	STATUS
15/07/2024	19/07/2024	£1,125	Guaranteed departure
22/07/2024	26/07/2024	£1,125	Guaranteed departure
29/07/2024	02/08/2024	£1,125	Full
12/08/2024	16/08/2024	£1,125	Full
19/08/2024	23/08/2024	£1,125	Full

Price details

- Flights and transportation to your destination (international/domestic) are not included, but can be booked on request - please contact us for rates.
- Rates are per person, based on two riders sharing a twin or double room.
- Groups are composed of a minimum of 4 international riders and a maximum of 9 riders, plus guides.
- If you sign up to the ride as a solo rider and there are no other riders likely to share your room, you will be charged a single room supplement of approx. \$220/€200/£175.
- Transfers to and from Amboise train station are possible and can be prebooked for you but payable locally - this is a reliable taxi service (expect to pay around €30-40 each way)
- Possibility of an extra night (in a shared room, half board) before and after the tour: \$135/€120/£95 person per night (\$185/€170/£150 in a single room).

- Children, accompanied by an adult, are welcome from the age of 12- provided they have the required level of riding ability.

- Rider weight limit: 90kg / 14st 2lbs / 198lbs.

- Entrance to the castles cost between €10-€20 per castle. Please bring cash as some do not accept credit cards.

Please Note

The itinerary may be modified at anytime for security reasons, meteorological or events beyond our control such as blocked roads, rivers in flood, drought, strikes and local holidays. Equus Journeys, our local partners and their local guides will always strive to find the best solution and will alter the itinerary as needed.

The names of the hotels and accommodation are given for information only and depending on availability, they may be modified without notice and replaced by another of a similar standard.

Price includes

SUPPORT TEAM

1 English-speaking horse guide

ACCOMMODATION

Double room in a 3* standard hotel

MEALS

Full board from lunch on day 1 to lunch on day 5

Price doesn't include

MEALS

Beverages and personal extras

TRANSPORT

International flights

Transfers from/to the train station in Blois

EXTRAS

Tips to the local team

INSURANCE

Visas and personal purchase

Cancellation and travel insurance are not included in the above listed price. Please note that insurance is mandatory. We recommend taking out an insurance policy as soon as your trip is booked to cover you in case of cancellation

Optional

ACCOMMODATION

Single room supplement

EQUESTRIAN INFO

Horses

The horses are hardy and patient. Many compete at a high level in TREC. They are kept outside during the warmer months and in the stables in the winter.

Guide & local team

Ken has been working with the equestrian farm for over 15 years. He knows the area extremely well and will be happy to share his knowledge with his guests. He is an excellent horseman and guide and has participated in several World TREC Championships, with gold medals in both the individual and

team categories. He is accompanied by a team of qualified trail guides.

Minimum riding ability

MINIMUM RIDING ABILITY

You need to be at least an intermediate rider, capable of riding a sensible horse at all paces in the outdoors. There are more spirited horses available for experienced riders.

There is a rider weight limit of 14.2 stone/ 200 lbs/ 90kgs.

PACE

The pace is varied to include some trots and canters.

TACKING ABILITY AND PARTICIPATION

You will be asked to assist with grooming, tacking and un-tacking your horse.

TRIP CONDITIONS AND REQUESTED EXPERIENCE

You should have experience riding outdoors on trails and be confident riding in open spaces. You need to be fit enough for some long canters.

EQUESTRIAN EQUIPMENT

Comfortable trail saddles. The saddlepads have pockets to store small items.
We recommend you bring your own helmet.

TRAVEL INFO

COMFORT

Accommodation is at Domaine des Thomeaux, a 3*** hotel near Amboise. It is a beautiful 18th century manorhouse built with tufa stone, combining tradition and modernity, originality and character. (If this hotel is not available, a hotel of similar standards will be arranged).

The hotel has access to Spa facilities (included) and it is possible to book additional treatments (not included) in the evenings of day 1, 2 and 4.

MEALS

Breakfast: bread, butter and jam, tea/coffee and juice.
Lunch: picnic lunches taken out of your saddlebags - sandwiches and a dessert.
Dinner: dinners will be taken at the hotels.

Wine and alcohol is not included but can be purchased locally.
Special diets can be accommodated with advance notice.

CLIMATE

The Sologne region has a continental climate that can be wet and cold in the winter, with warm, dry summers. Expect temperatures up to 25°C in the summer.

TIPS

In France, it is customary to tip at coffees and restaurants - usually this is by rounding up the price and not mandatory. You may wish to leave a tip with the guide who can split it amongst all members of the team - this is not obligatory and is entirely at your discretion.

PACKING LIST

Head

- A riding helmet is compulsory and we recommend that you take your own to ensure a correct fit. Helmet makers (GPA, HKM, LAS Helmets, Lamicell, Troxel...) now offer horse-riding helmets that are ventilated, strong, light and comfortable.
- Sunhat for when not riding
- Sunglasses - with a cord attached so they don't fly off when riding
- Buff or bandana for protecting your neck and face from the sun, wind or rain
- Warm hat for cold evenings/days

Upper body

- Thermals in case of cold weather
- Long sleeved shirts provide protection from the sun or extra warmth
- T-shirts
- Lightweight fleece or jumper
- Waterproof jacket (made from Goretex or equivalent) and/ or (depending on the season) a waterproof vest that covers your thighs.

Legs

- 2 pairs of lightweight, comfortable riding trousers or jodhpurs - we recommend riding in them at home before taking them on holiday to ensure they don't rub
- Waterproof over trousers (made from Goretex or equivalent), especially if you don't have a long waterproof coat
- Casual clothes for the evenings (jeans or walking trousers)

Hands and Feet

- Comfortable riding boots. We recommend short boots with half chaps but you may wish to take long chaps. We don't recommend taking your favourite long leather boots in case they get damaged
- Lightweight shoes or trainers for the evenings
- Several pairs of socks
- Gloves - your hands are particularly exposed to the sun, wind or rain whilst riding

Other useful items

- Water bottle (1.5 litres or 2 equivalent)
- Small torch for moving around at night
- Toiletries
- Protein or cereal bars for the longer stretches of riding
- Small plastic bags for your rubbish
- Ear plugs (may be useful)
- Camera and high capacity memory card. Spare battery


Medical kit

Make sure any allergies (to medication or otherwise) and clearly stated in your medical kit

- Any medication you regularly take
- Painkillers
- Imodium or similar anti-diarrhea medication
- Vitamin C tablets
- Sunscreen and lip balm - should be high factor
- Insect repellent
- Eye drops
- Hydrating/ soothing cream
- Plasters
- Blister plasters in case of any rubs
- Antiseptic cream, plasters, aspirin, anti-histamine, insect-bite salve etc..
- 10cm wide bandage
- Spare prescription glasses/contact lenses
- Re-hydration sachets
- Antiseptic wipes
- Handwash gel

Other recommendations:

- In your hand luggage: Any liquids, such as shampoo, moisturiser, deodorant over 100 ml and all bottles can be decanted into small, clear, plastic Ziplock bags. We recommend biodegradable washing products where possible.
- We recommend taking a copy of your passport and insurance documents with you in case you lose your originals
- In your hand luggage carry any valuables, such as your camera, ipod, ipad etc.
- Backpacks cannot be worn whilst riding. We recommend a small bum bag or a coat with pockets so that you can carry small items with you during the day (camera, sunscreen, lip balm etc). Saddle pads have pockets for small items too.
- A soothing cream may be useful to treat areas irritated by long hours in the saddle
- We recommend travelling in your riding boots and carrying your hat and some riding clothes in your hand luggage - then if your luggage goes astray you are still able to ride!

- 
1. **Travel light.** It's a little known fact, but the lighter you pack, the better for the environment as heavy bags will produce higher emissions (when flying a plane or driving a car!).
 2. **Reduce plastic waste.** Take your favorite reusable bottle with you. Avoid single-use bags, cups, or straws.
 3. **Preserve nature.** Always take your rubbish with you during the ride and recycle them. Leave all the flowers or plants as you found them, and never get too close when observing wildlife. Make sure to use eco-friendly products such as body wash or laundry detergent (if camping) to protect both your skin and the environment.
 4. **Choose your experiences carefully.** Respect animal life by not participating in any activities that abuse wild animals (shows, elephant rides, etc.).
 5. **Support local populations.** Buy local handicrafts, be respectful of customs, and learn about the culture of local communities.
 6. **Share!** Raise awareness among your family and friends about sustainable tourism.

For more information please [see this page](#) .