



# Equus Journeys

HORSEBACK TRAVEL & EQUESTRIAN TRADITIONS SINCE 1972

14a Forest Gate, Pewsham, Chippenham, Wiltshire SN15 3RS - UK

+44 (0) 1905 388977




info@equus-journeys.com

Last updated 10/05/2024

## The Canyon trail - Utah

### UNITED STATES

Want to enjoy the **beautiful scenery of the Colorado plateau** without sacrificing levels of comfort to a camping trip? Then this is the perfect riding holiday for you! You will stay at one of the many comfortable hotels in the small town of Torrey, in Utah, and explore different areas in the saddle every day. Every week is different and there is no set itinerary, with the possibility to explore Capitol Reef National Park, Dixie National Forest and Fish Lake National Forest depending on your chosen week. During warmer weather or fall foliage, excursions to the pristine lakes and alpine meadows of **Fish Lake or Dixie National Forest** become part of the itinerary. All of these trails are mostly ungroomed and pioneered by herdsman, Natives and Outlaws, making this a real **remote, off-the-beaten track western adventure**.

Centre based holidays	 7 days / 4 days riding	 From £2,371	
-----------------------	--	---	---



### ITINERARY

## Highlights

- Ride along trails that were once used by local herdsman, Natives and Outlaws, making this a truly remote adventure.
- Enjoy comfortable accommodation in the small town of Torrey, Utah – this is the “luxury” version of our camping trip!
- Experience ancient petroglyphs, slickrock mountains, slot-canyons, rock arches, buttes and spires such as Cathedral Valley, The Mummy Cliffs and Circle Cliffs, Paradise, Hell’s Hole, The Velvet Ridge, The Golden Throne and Pleasant Creek Falls - among others.

## Day 1 — 1: Home - Torrey

International overnight flight to Saint George, Utah (flights are not included, but can be booked upon request). Self drive or transfer to Torrey, Utah. You will meet with the trip leader and interpretative specialist at around 7pm at your accommodation for orientation, outline destinations, and further details.

Overnight at the hotel. Dinner is not included.

Please note that each week is different and riders can explore different areas depending on their time of travel. Early trips highlight high desert environment and canyon riding, while June, July and August highlight the surrounding mountains, taking in elevations up to 10,000 feet and offering panoramic views of the lower canyons and Capitol Reef National Park. The following itinerary is given for informative purposes only.

Note: Transfers are not included but can be arranged, please check the “dates and prices” section to know more.

## Day 2 — 2: Introductory Ride - 4-6 hours riding

After a lovely breakfast, the guides will meet you at the accommodation. Depart for a short vehicle ride to meet the remainder of the crew and the horse.

After becoming familiar with your assigned horse, start the ride at Sand Creek trail going towards the Mummy cliffs and Fremont river. After that you can either head to Hell’s Hole and Paradise overlook, or ride along Pleasant creek, as you pass through Waterpocket Fold in Capitos reef national park. You should keep in mind that this is only an indication on what can be seen on your holiday, as every week is different. As a general rule, the rides explore higher environs (to 11,500 ft.) during mid-summer and lower elevations (to 3,900 ft.) earlier or later in the season. Depending on your chosen week, you will either explore Capitol Reef National Park, Dixie National Forest and Fish Lake National Forest.

Enjoy dinner at a local restaurant before spending the night back at the hotel.

### Day 3 — 3: Capitol Reef National Park - 4-6 hours riding

Today, you might visit Sulfur Creek which flows through a deep, narrow canyon in Capitol Reef national park and the Goosenecks. Here you will be able to see one of the most striking examples of an entrenched river.

In the afternoon, ride through the Keller trail to the Capitol reef overlook on Chokecherry Point. If you are lucky you might spot some local bird species, like the black billed magpie, or the pinion jay.

At the end of the day, return to the Inn and enjoy dinner at a local restaurant.

### Day 4 — 4: The Great Western Trail - 4-6 hours riding

Perhaps today you will make your way to the Great Western trail – a very popular trail system that connects Canada to Mexico going through multiple American states.

Ride to the Meeks lake, along this area you will see beautiful Aspen trees and there’s a high chance to spot deer.

Return to the accommodation where you have plenty of time to relax before heading out for dinner.

### Day 5 — 5: Pleasant Creek - 4-6 hours riding

After breakfast, get ready for another day in the saddle . Today’s itinerary might take you for a ride along Pleasant creek – a stream that has cut a deep scenic canyon through the heart of Capitol Reef.

Observe ancient petro glyphs and historical inscriptions on steep canyon walls.

Get back to the Inn and enjoy your last dinner out.

### Day 6 — 6: Departure

In the morning, you will self drive or transfer to the airport on time for your flight back home.

Please note that departing flights should be booked no earlier than 11am.

Note: Transfers are not included but can be arranged, please check the “dates and prices” section to know more.

### Day 7 — 7: Home

Arrival home.

DATES & PRICES			
DEPARTURE	RETURN	PRICE WITHOUT FLIGHTS	STATUS
03/06/2024	09/06/2024	£2,371	Guaranteed departure

### Price details

- Flights or transportation to your destination are not included, but can be booked on request - please contact us for rates.
- Rates are per person, based on two riders sharing a twin or double room during the ride.
- Groups are composed of a minimum of 2 riders and a maximum of 10 international riders, plus guides.
- If you do not wish to share your room, a single room can be arranged for an extra cost of \$300/€270/£230

- Transfers can be organised from Saint George at a cost of \$600/€580/£510 per person, both ways (a direct shuttle from Las Vegas to St George is available). Due to the remote location, guest arrival must be between the hours of 8am- 5pm MST to be transferred to the hotel.

- Riders with 8 years old and above can participate in this programme as long as accompanied by a guardian.

- Gratuity is not included and should be paid in cash directly to your guide. 18-20% is customary. Please factor in around \$500-560 per person.

- IMPORTANT : Riders weighing more than 100 kg/17 stone 4 lb/ 250 lbs please indicate this at time of booking so we can ensure suitable horses are available.

- Please note that the itinerary is only given for indicative purposes only, and very much depends on your chosen week. The area will explore during your week in Utah is chosen depending on the time of the year and local conditions.

Please Note

The itinerary may be modified at anytime for security reasons, meteorological or events beyond our control such as blocked roads, rivers in flood, drought, strikes and local holidays. Equus Journeys, our local partners and their local guides will always strive to find the best solution and will alter the itinerary as needed.

The names of the hotels and accommodation are given for information only and depending on availability, they may be modified without notice and replaced by another of a similar standard.

## Price includes

---

### LOGISTICS

---

1 support vehicle and driver

### ACCOMMODATION

---

Double room in a nice local inn

### MEALS

---

Full board from breakfast on day 2 to breakfast on day 6

Soft drinks

### ADDITIONAL EQUIPMENT

---

Saddle bags

### EXTRAS

---

USD Sales Tax

## Price doesn't include

---

### MEALS

---

Alcoholic beverages and personal extras

### TRANSPORT

---

Transfers from/to the airport

International flights

### EXTRAS

---

Tips are compulsory in the USA. Teams expects 18%-20% gratuities.

### INSURANCE

---

Visas (ESTA fees) and personal purchase

Cancellation and travel insurance are not included in the above listed price. Please note that insurance is mandatory. We recommend taking out an insurance policy as soon as your trip is booked to cover you in case of cancellation

# Horses

---

Most horses available on this holiday are Quarter horses. Their temperament is ideal for trails and some are even suitable for the most novice riders. Their size ranges between 14 to 16hh.

## Guide & local team

---

The climate in Torrey is usually on the colder side but it is temperate.

July is the warmest month of the year with an average temperature of 21.4 °C, and January is usually the coldest month.

## Minimum riding ability

---

### MINIMUM RIDING ABILITY

---

Although this is a relaxed trail ride, you must be at least of an intermediate level and comfortable in the saddle.

Your hosts strive to give experienced riders the pace and challenge they desire, and to give inexperienced riders all the instruction they need.

Riders weighing more than 110 kg/17 stone 4 lb/ 250 lbs please indicate this at time of booking so we can ensure suitable horses are available.

### PACE

---

The pace of this holiday is a relaxed one, with long periods of walking and some short trots and canters where the terrain allows. This is not a fast ride.

### TACKING ABILITY AND PARTICIPATION

---

You are not required to help catch, groom, or tack up your assigned horse however help is most welcomed.

### TRIP CONDITIONS AND REQUESTED EXPERIENCE

---

The rides are leisurely and might be divided into two groups, one group going a longer distance and one a shorter distance.

On this holiday you will be spending an average of 5 to 6 hours in the saddle each day although riders can choose to rest for a day rather than ride if you want to.

Please note that on some occasions you might be required to dismount and lead your horse.

### EQUESTRIAN EQUIPMENT

---

You will be using Western tack. Waterproof gear bags, water bottles and saddle bags are provided.

## TRAVEL INFO

### COMFORT

---

During this holiday you will be staying at one of the area's best inns – either Broken spur Inn, Torrey Schoolhouse B&B, or Red Sands Hotel, all in the small town of Torrey. These three inns offer a comfortable stay in well-maintained facilities. Please note you will be staying at the same hotel throughout your holiday - this isn't a mobile trail.

### MEALS

---

All meals are provided during this holiday. Breakfast will be taken at the accommodation and may consist of varied cold meats, eggs, bacon, fruit, pancakes, and more. Lunch will be eaten on the trail and may include sandwiches, snacks, and fruit. Dinner is eaten at local restaurants and is generally a meat or fish dish, followed by dessert.

Vegetarian and other dietary requirements can be accommodated but please contact us with your requirements before booking.

### CLIMATE

---

The climate in Torrey is usually on the colder side but it is temperate.

July is the warmest month of the year with an average temperature of 21.4 °C, and January is usually the coldest month.

### TIPS

---

Tips are compulsory in USA. Local team expects to get 18-20% payable locally

Tipping at the restaurants where you'll have dinner during the ride is not expected, as this is already included in the total cost of your holiday.

USA.

## PACKING LIST

Helmets are not provided in this holiday so if you should bring your own

### Head

- Riding helmet
- Sunhat for when not riding
- Sunglasses - with a cord attached so they don't fly off when riding
- Buff or bandana

### Upper body

- Thermals (long or short sleeved)
- Long sleeved shirts provide protection from the sun and are an extra layer
- T-shirts
- Lightweight fleece or jumper
- Warm fleece or jumper (and a spare in case one gets wet)
- Warm and waterproof jacket - it can rain at any time of year and the evenings can be particularly cold
- Swimming costume - for swimming/bathing in rivers/hot springs

### Legs

- Lightweight, comfortable riding trousers or jodhpurs - we recommend riding in them at home before taking them on holiday to ensure they don't rub
- Thermals
- Casual trousers for the evenings, such as jeans or tracksuit bottoms
- Waterproof over trousers may be useful

### Hands and Feet

- Comfortable riding boots. We recommend short boots with half chaps but you may wish to take long chaps as an extra layer against inclement weather. We don't recommend taking your favourite long leather boots in case they get damaged
- Waterproof shoes/boots can be useful for abundant dew in the mornings or when it rains
- Trainers or equivalent light shoes for moving around the camp in the evenings
- Several pairs of warm, thick socks
- Gloves - your hands are particularly exposed to the sun, cold or rain whilst riding. Waterproof gloves can be particularly useful

### Other useful items

- Camera and high capacity memory card. Spare battery
- Bumbag for carrying your camera and small items whilst riding
- Headtorch or small torch for moving around camp at night - bring spare batteries and bulbs
- Water bottle (2 litres or 2 x 1 litre)
- Swiss army knife (or equivalent)
- Ear plugs (for light sleepers)

### Medical kit

- Any medication you regularly take
- Sunscreen and lip balm - should be high factor
- Insect repellent, preferably containing DEET
- Blister plasters in case of any rubs
- Antiseptic cream, plasters, aspirin, anti-histamine, insect-bite salve etc...
- Spare prescription glasses/contact lenses
- Eye drops
- Imodium or similar anti-diarrhoea medication
- Re-hydration sachets
- Water purification tablets
- Antiseptic wipes
- Handwash gel

### Our Recommendations

- Backpacks cannot be worn whilst riding. We recommend a small bumbag or a coat with pockets so that you can carry small items with you during the day (passport, camera, sunscreen, lipbalm etc)
- We recommend travelling in your riding boots and carrying your hat and some riding clothes in your hand luggage - then if your luggage goes astray you are still able to ride!
- We recommend taking a copy of your passport and insurance documents with you in case you lose your originals

- In your hold luggage put any liquids, such as shampoo, moisturiser, deodorant unless they are less than 100ml and all bottles can fit in a small, clear, plastic ziplock bag. We recommend biodegradable washing products where possible.
- In your hand luggage place any valuables, such as your camera, ipod, ipad etc.

## SUSTAINABLE TOURISM

1. **Travel light.** It's a little known fact, but the lighter you pack, the better for the environment as heavy bags will produce higher emissions (when flying a plane or driving a car!).
2. **Reduce plastic waste.** Take your favorite reusable bottle with you. Avoid single-use bags, cups, or straws.
3. **Preserve nature.** Always take your rubbish with you during the ride and recycle them. Leave all the flowers or plants as you found them, and never get too close when observing wildlife. Make sure to use eco-friendly products such as body wash or laundry detergent (if camping) to protect both your skin and the environment.
4. **Choose your experiences carefully.** Respect animal life by not participating in any activities that abuse wild animals (shows, elephant rides, etc.).
5. **Support local populations.** Buy local handicrafts, be respectful of customs, and learn about the culture of local communities.
6. **Share!** Raise awareness among your family and friends about sustainable tourism.

For more information please [see this page](#) .