



Equus Journeys

HORSEBACK TRAVEL & EQUESTRIAN TRADITIONS SINCE 1972

14a Forest Gate, Pewsham, Chippenham, Wiltshire SN15 3RS - UK

+44 (0) 1905 388977

info@equus-journeys.com

Last updated 19/05/2024

Wadi Rum trails


JORDAN

This **horseback trail ride** is a shortened itinerary which fits neatly into a working week. You visit the wonderful site of Petra and ride Arabian horses for 6 days in the Wadi Rum desert, but you do not visit the Dead Sea. Experience the wonder of sleeping under the stars and the hospitality of your Bedouin guides.

Trail Riding	 9 days / 6 riding	 From £1,640	
--------------	---	---	---



A sea of red sand dunes in the Wadi Rum desert



Ride through the red canyons of Jordan



Immerse yourself in local culture and way of life

ITINERARY

Highlights

- Visit the ancient Nabatean city of Petra, a unique UNESCO archeological site
- Ride beautiful Arabians through the beauty of the Wadi Rum desert
- A real immersion in local culture - you will be welcomed by a warm, lively and attentive team
- Quality horses of which many are home-bred

Day 1 — 1 : ARRIVE IN AMMAN - MADABA

Fly Amman airport, where your driver will meet you. Please note that flights are not included but can be booked on request. You can arrive any time during the day or late at night.

You will be driven to your 3* hotel in Madaba (c. 30mins drive) - Mosaic hotel or similar. Dinner is not included as most flights arrive into Amman late in the evening.

Please note: you will need to buy a Jordan Pass before departure - your visa fee will be waived upon arrival (www.jordanpass.jo) and your 1-day ticket to Petra and entry to the Wadi Rum are included in the price.

Day 2 — 2 : PETRA

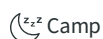
 Hotel Petra Palace

Early in the morning a minibus will collect you and transfer you to Petra (c. 3h drive). Dating to around 300 B.C., it was the capital of the Nabatean Kingdom. Accessed via a narrow canyon called Al Siq, it contains tombs and temples carved into pink sandstone cliffs, earning its nickname, the "Rose City."

You should arrive mid-morning and will have the whole day to visit the site. You are free to explore Petra on an unguided tour, however it is possible to hire a guide at the entrance (around 50JOD). There are two small restaurants inside the site where you can buy your lunch (around 10JD). In the evening, join the rest of the group for dinner at the hotel (drinks not included).

Dinner and overnight at a hotel in Petra - Silk Road Hotel or similar.

Day 3 — 3: PETRA - WADI RUM - 4-5 hours riding

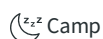


After an early breakfast in your hotel, you will be collected and transferred to the Wadi Rum (c. 1h30 drive). On arrival at the stables near Wadi Rum, you will meet your horses and the team. Your Bedouin guide will welcome you and give you a short overview of the ride ahead of you. Set off riding south towards the Jebel Khazali massif. The pace is relaxed so that riders and horses can get better acquainted. After a couple of hours in the saddle, you will reach your spot for lunch, located at the bottom of Um Sabatah, the "red canyon", known for its lunar landscape. The afternoon ride takes you through majestic sand dunes until you reach Um Khathah, where you will set up camp for the night.

Dinner and overnight at camp.

NB. Please note that the itinerary is flexible depending on the weather and local conditions, but always with your best interests at heart. You should expect to see all the sights mentioned, but not necessarily in this order.

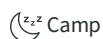
Day 4 — 4: WADI RUM - 4 - 5 hours riding



Breakfast at camp before you start today's ride towards the rose and ochre valleys of Um Kathah and Wadi Sabbat. Today's lunch break at Al-Thatha is the opportunity to stretch your legs and discover, from above, the immensity of the Jordanian desert. In the afternoon, your trail ride crosses the valley of Wadi Nugrah until you reach Al Slebat, a new camp location for the night.

Dinner and overnight at camp.

Day 5 — 5: WADI RUM - 5 hours riding



The morning ride sees you ride through Wadi Nugrah, nicknamed the "cool wind canyon". Your horses will carry you through the deep sand to reach the highest valley of the Wadi Rum Protected Area and find the Bedouin water reservoirs. Lunch break is an opportunity to be amazed by the multiple colors of the desert, contrasting white, red and green. The afternoon ride has more surprises in store for your adventurous group of riders: expect more beautiful panoramas from the natural rock arch of Um Fruth to the Abu-Kashaba canyon. You are now riding in the heart of the Wadi Rum, surrounded by spectacular mountains, canyons and red sand dunes. That's another fine day in the saddle come to an end - relax with a traditional dinner under the stars before a well-deserved night's rest.

Dinner and overnight at camp.

Day 6 — 6: WADI RUM - 5 hours riding



Another day in the saddle in Jordan. You leave the Abu Kashaba canyon behind and reach the impressive natural arch of Burdah. After a break for photos, you will ride on to the Ashkiek mountains where the fine white sand is an invitation for longer trots and canters. Lunch at Htepat Al Fla and a long afternoon ride to Um-Mzelga where camp is set up tonight.

Day 7 — 7: WADI RUM - 5 hours riding

You will climb the sand dunes of Um Zelgah, riding past Lawrence house (legend has it that Lawrence of Arabia stayed here during the Arab Revolt, although it was initially used by the local tribes to trade with Saudi Arabia and Syria). Witness the striking Nabatean petroglyphs in Anafashieh and Barrah canyon, known for its spectacular red cliffs - a paradise for rock climbers. Your afternoon ride offers some lovely canters through red sand dunes before you reach Um Ishrin and its striking natural pillars reaching towards the sky. Camp tonight is set up in the canyon for your last night under the stars of the Jordanian desert.

Dinner and overnight at camp.

Day 8 — 8: WADI RUM - MADABA - 5 hours riding

Your Jordan riding adventures are coming to an end. For your last day on horseback in the Wadi Rum, you ride past the "7 Pillars of Wisdom", mountains that were made famous by Lawrence of Arabia. This is where you will stop for lunch before a final ride back to the stables where you will say goodbye to the horses.

Transfer to Madaba (3.5hours) for a well-deserved shower at the hotel. Dinner is included.

Day 9 — 9: MADABA - DEPARTURE FROM AMMAN

You will be transferred to Amman airport in time for your flight home.

DATES & PRICES			
DEPARTURE	RETURN	PRICE WITHOUT FLIGHTS	STATUS
25/05/2024	02/06/2024	£1,640	Guaranteed departure
07/09/2024	15/09/2024	£1,640	Open
14/09/2024	22/09/2024	£1,640	Open
21/09/2024	29/09/2024	£1,640	Open
28/09/2024	06/10/2024	£1,640	Open
05/10/2024	13/10/2024	£1,640	Guaranteed departure
12/10/2024	20/10/2024	£1,640	Open
19/10/2024	27/10/2024	£1,640	Open
26/10/2024	03/11/2024	£1,640	Open
02/11/2024	10/11/2024	£1,640	Open
09/11/2024	17/11/2024	£1,640	Open
16/11/2024	24/11/2024	£1,640	Open
23/11/2024	01/12/2024	£1,640	Open

Price details

- Flights to your destination (international/domestic) are not included, but can be booked on request - please contact us for rates.
 - Rates are per person, based on two riders sharing a twin or double tent/room.
 - The minimum group size is 2 riders and the usual maximum is 8 riders, plus guides.
 - Transfers to/from Amman airport are included.
 - If you sign up to the ride as a solo rider and there are no other riders likely to share your room, you will be charged a single room supplement of approx. \$110/€100/£90. You will then be reimbursed if a sharer is found for you at a later date.
 - Accompanied teenagers aged 16 or over are welcome, provided they meet the riding requirements.
 - Rider weight limit: 85 kilos, 187 lbs, 13.3 st. This is a strict limit as the horses are small and thin.
 - Please note: You will need to buy and print a Jordan Pass before departure – your visa fee will be waived upon arrival (www.jordanpass.jo) and your 1-day entry ticket to Petra and entry to Wadi Rum are included in the price of 70 JOD
- Please Note
- The itinerary may be modified at anytime for security reasons, meteorological or events beyond our control such as blocked roads, rivers in flood, drought, strikes and local holidays. Equus Journeys, our local partners and their local guides will always strive to find the best solution and will alter the

itinerary as needed.

The names of the hotels and accommodation are given for information only and depending on availability, they may be modified without notice and replaced by another of a similar standard.

Price includes

SUPPORT TEAM

1 English-speaking horse guide

1 English-speaking tour leader for the visits when not riding

LOGISTIC

1 horse equipped with saddle and bridle per rider

1 vehicle and driver

1 cook

1 groom

INLAND TRANSPORTS

Private bus or Jeep

Airport transfers

ACCOMMODATION

2 person tents and foam mattress

Double or triple (if it is an odd number of riders) room in hotel standard 3* in Madaba and Petra

MEALS

Full board on the ride except for dinner on day 1 and lunch on day 2

ADDITIONAL EQUIPMENT

First aid kit

Price doesn't include

MEALS

Beverage and personal extra

Dinner on day 1, lunch on day 2

TRANSPORTS

International flights

Visa fees and sightseeing fees - see Jordan Pass (notes above)

EXTRA

Tips to local team

INSURANCE

Cancellation and travel insurances are not included. Please note that insurance is mandatory. We recommend to take out an insurance policy as soon as your travel is booked in case of cancellation.

Optional

ACCOMMODATION

Single room/tent supplement. See above for price details

Extra night in Amman / Madaba: contact us for options

EXTRA

EQUESTRIAN INFO

Horses

Different breeds are used on our Wadi Rum trails: local horses, Arabs, Anglo Arabs and thoroughbreds; they are not very tall but they are extremely strong and perfectly fit to work in the desert. There are horses for very experienced riders and more relaxed horses for intermediate riders. They are forward going and keen to canter, but will walk sensibly on a loose rein. The majority are mares although there may be some stallions. English style bridles and saddles are used - some tack is synthetic as it is more resilient to the sand and sun.

There is a strict weight limit of 85kgs/187lbs/13st4lbs with your riding gear as the horses are light-framed and small in stature

Guide & local team

Your guide, Attalah, is an experienced and knowledgeable guide who is proud of his Bedouin heritage.

Minimum riding ability

MINIMUM RIDING ABILITY

You need to be at least an intermediate rider, able to control a forward going horse in open spaces. The Arabian horses are forward going and keen, and the landscape does allow for regular trots and canters.

Arabian horses have an average height of 14 - 15hh. There is a strict weight limit of 85kgs/187lbs/13st4lbs with your riding gear as the horses are light-framed and small in stature. Riders over 80 kilos, 176 lbs, 12.6 st. should contact us before booking so we can ensure a suitable mount is available.

PACE

There will be long periods of walk interspersed with long trots and canters. At walk you can spread out, but in trot and canter you will be asked to ride on the vehicle tracks in double file, as the ground is safer for the horses. There are no opportunities for flat-out gallops on this ride.

It is important that you can keep up with the group and maintain the same speed as your guide. The ground is varied to include deep sand, hard sand and rocks - it is trickier than it looks and your guide will know the best path to take.

When the weather is really hot, horses and riders will get a longer lunch break to avoid riding in the warmest hours. Please make sure to bring a book or something to keep busy.

TACKING ABILITY AND PARTICIPATION

You will be expected to assist with grooming, tacking up and untacking your horse each day whilst out on the trail. You will also be requested to help with camp tasks such as putting up tents or watering and feeding the horses. Help is on hand if required.

TRIP CONDITIONS AND REQUESTED EXPERIENCE

This trail is for intermediate and experienced riders. You will need to be fit enough for long hours in the saddle in sometimes hot conditions. The camping is also basic and so you need to be prepared to live without home comforts for a few days.

Having previous experience of riding a trail of several days would be an advantage. Guests who do not ride regularly are requested to get fit prior to the ride. It is of particular importance to ensure you are comfortable and balanced when riding at speed across rough terrain and open spaces.

This trip is vehicle-supported. The jeep takes your luggage from camp to camp and that will be available at every lunch and dinner/camping stop.

Visiting a new country offers the opportunity to meet other cultures with different mentalities, therefore it is important to accept these differences and respect the local way of life.

EQUESTRIAN EQUIPMENT

Synthetic English tack, that won't be damaged by the sand.

Saddlebags are provided.

Helmets are mandatory and not provided. We recommend our riders to wear a helmet to the correct standard and you should bring your own to ensure a proper fit.

TRAVEL INFO

COMFORT

- 3* hotels (local standard) with twin or double rooms in Madaba and Petra.
- Camp is set up in a different location each night, carefully selected for the season and the beautiful landscape. There are two-person tents or if you wish you can sleep outside under the stars. Foam mattresses are provided but you need to bring your own sleeping bag. There are no showers and loo tent but a bucket of water is provided to wash up - please note water supplies are limited in the desert!

MEALS

In the desert meals are created over an open fire or small gas stove. The meals are typically Jordanian with western influences. Chicken and mutton are popular and there is often rice.

Mineral water is provided throughout the ride as well as tea, which is often served sweetened without milk, although you can ask for it to be less sweet. Alcohol is not provided and is not consumed by your guiding team but it is usually available in the hotels and so you can buy it if you wish. Bringing alcohol to the ride in the desert is not recommended for cultural reasons.

CLIMATE

Jordan has a desert climate, with predominantly hot temperatures and little rain, but there are some seasonal and regional differences. Winter is short and usually December - February. At this time there can be rain and some cold winds. Temperatures can hover around 7c but there can be some pleasantly warm days too.

Petra:

Situated in the mountains, the winters can be cold - c. 14c during the day, dropping to zero at night. There have even been reports of snow in Petra. In Spring and Autumn the temperatures are more pleasant, with daytimes 24-27c and nights 10-12c. Summer can be very hot (35c).

Wadi Rum:

Winter can be cold, with daytime temperatures of 13-14c and nights of minus 1. Spring and Autumn temperatures are usually 24-27c during the day, dropping to 10-12c at night. The summers are very hot (40c) and there is no riding.

TIPS

It is customary to tip the local team and we would recommend c. £40 for the ride, but you must give what you feel is appropriate.

PACKING LIST

Head

- Helmets are mandatory and not provided
- Sunhat for when not riding
- Sunglasses - with a cord attached so they don't fly off when riding
- Buff or bandana

Upper body

- Long sleeved shirts provide protection from the sun and dust
- T-shirts
- Fleece, jumper or jacket - the evenings can be cold
- Waterproof jacket - the rains can be difficult to foresee and it's better to be prepared. Layering is key to cope with the fluctuations in temperature between day and night
- Casual clothes for the evening

Legs

- Lightweight, comfortable riding trousers or jodhpurs - we recommend riding in them at home before taking them on holiday to ensure they don't rub
- Shorts for lazy lunchtimes
- Casual clothes for the evening

Hands and Feet

- Comfortable riding boots. We recommend short boots with half chaps as long chaps/long boots can get very hot.
- Sandals, flip-flops or trainers for moving around the camp
- Gloves - your hands are particularly exposed to the sun whilst riding

Nightwear

- Thermals are a good option for sleeping in, or a t-shirt and shorts for warmer nights
- A woolly hat when camping (desert nights can be cold)
- Sleeping bag - we recommend a comfort factor of 2-5c. We also recommend taking a silk or fleece liner for an extra layer

Other useful items

- Swimsuit for the Dead Sea
- Towel. Camping towels will pack lighter and dry more easily
- Sarong (for going to/from the shower tent)
- Water bottle (1.5 litre or two x 1 litre)
- Hand sanitiser
- Wet wipes or washcloth
- Camera and high capacity memory card. Spare battery
- Bumbag for carrying your camera and small items whilst riding
- Headtorch or small torch for moving around camp at night
- Toilet paper and small plastic bags for taking rubbish away

Medical kit

- Sunscreen and lip balm - must be high factor
- Insect repellent
- Any medication you regularly take
- Blister plasters in case of any rubs
- Antiseptic cream, plasters, aspirin, anti-histamine, insect-bite salve etc...
- Rehydration sachets (dioralyte or similar)
- Spare prescription glasses/contact lenses
- Ear plugs, particularly if you are a light sleeper

Protect the environment! We recommend you bring your own camping plate, glass and cutlery to help our local team cut down on plastic waste.

Our Recommendations

- Please don't take a hard sided suitcase. Your luggage should be soft sided and you should pack it into two bags if it weighs more than 15kg so it's easier for the team to transport between camps
- Take a second, smaller bag to pack things you may need during the day such as a book or sunscreen then you can easily access it during the long lunch break
- We recommend travelling in your riding boots and carrying your hat and some riding clothes in your hand luggage - then if your luggage goes astray you are still able to ride!
- Carry a copy of your passport and insurance with you.

SUSTAINABLE TOURISM

1. **Travel light.** It's a little known fact, but the lighter you pack, the better for the environment as heavy bags will produce higher emissions (when flying a plane or driving a car!).
2. **Reduce plastic waste.** Take your favorite reusable bottle with you. Avoid single-use bags, cups, or straws.
3. **Preserve nature.** Always take your rubbish with you during the ride and recycle them. Leave all the flowers or plants as you found them, and never get too close when observing wildlife. Make sure to use eco-friendly products such as body wash or laundry detergent (if camping) to protect both your skin and the environment.
4. **Choose your experiences carefully.** Respect animal life by not participating in any activities that abuse wild animals (shows, elephant rides, etc.).
5. **Support local populations.** Buy local handicrafts, be respectful of customs, and learn about the culture of local communities.
6. **Share!** Raise awareness among your family and friends about sustainable tourism.

For more information please [see this page](#).