

Spectacular Three Park Trail (10 days)

UNITED STATES

An adventurous camping experience in the pure tradition of the Old, Wild West. This **trail ride** takes place on the border between Utah and Arizona, with breath taking views over the **Grand Canyon region**. You will ride out from the Pariah River Canyon, making your way towards Grand Staircase-Escalante before finishing your ride at Toroweap within the Grand Canyon National Park. **"Spectacular"** almost comes as an understatement!

Trail Riding	 10 days / 6 days riding	 From £2,200	
---------------------	--	--	---



ITINERARY

Highlights

- The chance to discover some of the US most famous national parks in the saddle
- Ride with an experienced team of wranglers
- Be welcomed into this cowboy family and leave as friends
- A real camping experience, perfect for those who want to switch off.

Day 1 — 1: EUROPE - ST GEORGE OR LAS VEGAS

Fly from Europe to St George. There are no direct flights from the UK, but same-day flights are usually available through Phoenix.

You can also fly directly to Las Vegas, then take a shuttle bus tonight (3 hours - to book on <https://saltlakeexpress.com/>).

Flights are not included. We can help with your travel arrangements, please contact us if you require assistance with your flights.

Night in St George to recuperate from the jetlag before the start of your ride the next day. The cost of this hotel is not included but we can book it for you on request - please contact us. We recommend you stay at the Red Lion where your pick up is scheduled the next day.

Day 2 — 2: ST GEORGE - PARIAH RIVER CANYON

Zzz Camp

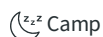
Free morning at your leisure. Your pick up is scheduled for 2:00 pm at the Red Lion conference centre, where you will meet your fellow riders and your team. You will be transferred to the first camp, located in the Pariah River Canyon, near an old movie set where western movies were filmed. Welcome dinner and overnight at camp - on this camping trip everyone is asked to pitch in and help with the horses, tents, or meal preparation.

Day 3 — 3: PARIAH CANYON - WILLIS CREEK - 8 hours riding



This morning, after a hearty cowboy breakfast, set off on the first leg of your riding adventure! Saddle up and start your ride in the Grand Staircase-Escalante Park. The route winds through a succession of red rock canyons, inaccessible to vehicles. Ride along the Pariah River, picnic at Rock Spring in the shade of Virginia poplars. At a bend in the Pariah River, enter the Sheep Creek tributary canyon, where the rock gently transitions from red to white. Join the support vehicle at the camp in the high Willis Creek valley, where the landscape widens and becomes more densely forested. On the distant horizon, the setting sun ignites the pink cliffs of Bryce Canyon.

Day 4 — 4: WILLIS CREEK - CHICKEN SPRINGS - 8 hours riding



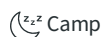
You will follow Willis Creek this morning, leading you via a wide trail to the giant Ponderosa pine forest where you stop for lunch. Gradually ascend into the Dixie National Forest, where you have superb views of the surrounding valleys and plateaus. Ride towards the Bryce Canyon cliff ledges. Bivouac in a clearing (aspen forest) at Chicken Springs.

Day 5 — 5: CHICKEN SPRINGS - PINE SPRINGS - 7 hours riding



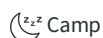
This morning, reunite with your horse and resume your ride via a long trail that winds to plateaus over 2,890m, overlooking the magnificent amphitheatre of pink cliffs and a vast landscape of plains and mesas. Picnic in a small grove of aspens. Descend along East Fork Creek to leave the Bryce plateau. The landscapes change, as the hours pass, you leave the Ponderosa pine forest and cross many large high-altitude meadows dotted with tall fir trees. Continue through Swapp Canyon and finally arrive in the lush green valley of Kanab Creek. Short transfer by pickup (horses in the truck) to Pine Spring, not far from Pink Sand Dunes Park. Dinner around the campfire.

Day 6 — 6: PINE SPRINGS - 3.5 hours riding



Today, embark on a shorter ride, exploring the area around the camp. Mount up towards Moccasin Mountain, an ancient Navajo territory where Indian legends and fossilized dinosaur footprints await in a small canyon. This site holds one of the greatest diversities of fossilized vertebrate footprints in all of North America. Lunch, then return to camp for an afternoon of relaxation for both you and the horses. You can take advantage of this time to enjoy a good shower with a view of the horses. Dinner around the campfire.

Day 7 — 7: PINE SPRINGS - NATE'S CANYON - 3.5 hours riding



This morning, venture into the sand dunes, weaving between pines, cacti, and creeping bushes. You'll be amazed at the agility of your horses, which transform into true little goats. Once at the top of the dunes, enjoy a breathtaking view of the arid plateaus of red rocks stretching endlessly around you. Unexpectedly, emerge on a vast red sandstone platform offering a stunning view of a wide canyon and in the distance, glimpse the vast plains, promising lovely canters. Lunch, then return to camp and transfer by truck to the vast plains. Camp in the middle of these immense expanses.

Day 8 — 8: NATE'S CANYON - GRAND CANYON - ST GEORGE - 5 hours riding

This morning, ride through the vast plains that offer boundless freedom, with the infinite horizon as your only reference. Join the truck for a short transfer to the Grand Canyon, then saddle up again. The last kilometres lead through trails, and suddenly the dizzying gap of the Grand Canyon sharpens and deepens. The ride ends there, on the fantastic Toroweap viewpoint. The green ribbon of the Colorado River flows 1500 m below, and the Grand Canyon unfolds in a gigantic amphitheatre of multicoloured mineral draperies. Final lunch with the horses at this exceptional site, then return transfer to St George.

Afternoon transfer for a 7.00pm arrival in St George, Utah.

We recommend you spend the night at a hotel in St George - please contact us for recommendations in St George (not included in the cost of your stay, invoiced separately unless you want to book it yourself).

Day 9 — 9: DEPARTURE

Make your way to the airport (transfer to your own account) on time for your flight home. There are no same-day flights and you will arrive in the UK the following day. Flights are not included but can be booked upon request.

Alternatively you can continue your trip through the USA with an extension.

Day 10 — 10: EUROPE

Arrive in Europe in the morning.

DATES & PRICES			
DEPARTURE	RETURN	PRICE WITHOUT FLIGHTS	STATUS
06/09/2024	15/09/2024	£2,200	Full
20/09/2024	29/09/2024	£2,200	Full

Price details

- International flights are not included.
 - Hotel nights in St George (before and after the ride) as well as potential shuttle transfers from/to Las Vegas are not included. We are happy to help with this upon request.
 - Groups comprise of 6 - 12 international riders plus guides
 - Price is based on shared double room accommodation and a shared tent. If you would prefer not to share your tent during the horseback trail you will be charged approx. \$65/€65/£55. If no sharers are found, this is payable locally on arrival.
 - Gratuities are not included in the price of the ride - we recommend around \$250-300 payable in cash
 - An electronic travel authorisation (ESTA) is required to enter the USA. It is your responsibility to organise this. Please visit <https://esta.cbp.dhs.gov/> and contact us if you need help.
- Please Note
- The itinerary may be modified at anytime for security reasons, meteorological or events beyond our control such as blocked roads, rivers in flood, drought, strikes and local holidays. Equus Journeys, our local partners and their local guides will always strive to find the best solution and will alter the itinerary as needed.
- The names of the hotels and accommodation are given for information only and depending on availability, they may be modified without notice and replaced by another of a similar standard.

Price includes

SUPPORT TEAM

1 English-speaking horse guide

LOGISTIC

- 1 horse equipped with saddle and bridle per rider
- 1 groom
- 1 cook
- 1 vehicle and driver
- 1 local team

INLAND TRANSPORTS

Private bus as described in the itinerary

ACCOMMODATION

2 person tents and foam mattress

MEALS

Full board from dinner on day 2 to lunch on day 8

EXTRAS

Taxes

Price doesn't include

MEALS

Beverage and personal extra
Meals in St George.

TRANSPORTS

International flights bookable on request
Visa fees (ESTA) which must be arranged in advance
Airport transfers

EXTRAS

Gratuities for the team - see dates and prices

INSURANCE

Cancellation and travel insurances are not included. Please note that insurance is mandatory. We recommend to take out an insurance policy as soon as your travel is booked in case of cancellation.

Optional

ACCOMMODATION

Single tent supplement
First and last night hotel accommodation in St George: see price details for more information

EQUESTRIAN INFO

Horses

Working horses including mustangs, paints and quarter horses. They are well trained, forward going, confident and independent.

Guide & local team

The Heaton family will be your hosts for this adventure.
The father, Mel, used to be lead guide and is now Camp manager.
Justin, his son, is a true cowboy at heart. Always attentive to your needs, he is always happy to help you learn more about the area.
Several wranglers work for them - Cade, Houston, Jason...

Minimum riding ability

MINIMUM RIDING ABILITY

You need to be an intermediate to experienced rider who is used to riding across varied terrain for several hours. There are some long riding days.
There are some areas of difficult terrain.

Rider weight limit: 95 kg/200 lbs/14.2 stones. Riders weighing more than 90 kg should contact us before booking.

PACE

There are long stretches of walk as the horses need to complete the whole ride, and some trots and canters when the terrain allows.

TACKING ABILITY AND PARTICIPATION

Everyone is expected to assist in caring for the horses (tacking up, un-tacking etc) and setting up camp (erecting tents and helping prepare meals).

TRIP CONDITIONS AND REQUESTED EXPERIENCE

You need to be physically fit. There are some long days (up to 8 hours riding) at the start of the ride. The ground is uneven and you have to be able to trust your horse to find his way. This ride is not recommended for riders who are scared of heights. On some occasions you may be asked to dismount and lead your horse on foot. The camp is also basic. You should have previous experience of a long trail ride over several days and it is advantageous if you have experience of remote camping too.

EQUESTRIAN EQUIPMENT

Western saddles and bridles.

Medium-sized saddlebags are provided.

We recommend our riders to wear a helmet to the correct standard and you should bring your own to ensure a proper fit.

TRAVEL INFO

COMFORT

Whilst on the trail you camp in two-man tents with inflatable mattresses provided. You should take your own sleeping bag (it is possible to rent one of \$35 for the week). A portable toilet is provided and warm water is available to wash your face and hands, but there are no showers facilities. There is no electricity so you should bring a torch, and if you bring a camera, spare batteries or solar charger.

This is a vehicle-supported trip.

MEALS

- Copious breakfasts with a choice of sweet and savoury options
- Picnic lunches
- Hot meals at dinner (meat, potatoes, vegetables and salad)

Water will be available at Camp.

Alcohol is not provided but you are welcome to bring your own drink.

Please make sure to advise us in advance of any dietary requirements you may have.

CLIMATE

The climate is that of a mid-latitude desert with relatively moderate temperatures. Annual temperatures average 20°C.

- June and May are very dry and hot (15-30°C) with cool nights.
- Summers (June-September) are long, hot and sunny (c. 30°C). Nights average 10-15°C. A few showers and the occasional thunder storm are possible.
- Expect extremely hot weather in Las Vegas - up to 45°C in the summer.

TIPS

Tips are compulsory in USA: hotels, taxi drivers, restaurants, etc.

Gratuities are not included in the price of the ride - we recommend around \$250-300 payable in cash

PACKING LIST

Head

- Equus Journeys strongly recommend that you wear a riding helmet and that you take your own to ensure a correct fit. There are many lightweight options available nowadays
- Sunhat for when not riding
- Sunglasses - with a cord attached so they don't fly off when riding
- Buff or bandana
- Warm hat for cold nights when camping

Upper body

- Thermals (long or short sleeved)
- Long sleeved shirts provide protection from the sun and are an extra layer
- T-shirts
- Lightweight fleece or jumper
- Warm fleece or jumper (and a spare in case one gets wet)
- Warm and waterproof jacket - it can rain at any time of year and the evenings can be cold
- Swimming costume - for swimming/bathing in rivers/hot springs

Legs

- Lightweight, comfortable riding trousers or jodhpurs - we recommend riding in them at home before taking them on holiday to ensure they don't rub
- Thermals
- Casual trousers for the evenings, such as jeans or tracksuit bottoms
- Waterproof over trousers

Hands and Feet

- Comfortable riding boots. We recommend short boots with half chaps but you may wish to take long chaps as an extra layer against inclement weather. We don't recommend taking your favourite long leather boots in case they get damaged
- Waterproof shoes/boots can be useful for abundant dew in the mornings or when it rains
- Trainers or equivalent light shoes for moving around the camp in the evenings
- Several pairs of warm, thick socks
- Gloves - your hands are particularly exposed to the sun, cold or rain whilst riding. Waterproof gloves can be particularly useful

Nightwear

- Sleeping bag. You need at least a comfort factor down to minus 5 celsius, but would recommend at least minus 8 or 10 celsius
- Sleeping bag liner - silk, cotton or fleece - adds an extra layer
- Inflatable mattress if you need more comfort
- Pyjamas or tracksuits or thermals for sleeping in

Other useful items

- Towels - camping ones will both dry and pack more easily
- Camera and high capacity memory card. Spare battery
- Bumbag for carrying your camera and small items whilst riding
- Headtorch or small torch for moving around camp at night - bring spare batteries and bulbs
- Water bottle (2 litres or 2 x 1 litre)
- Swiss army knife
- Biodegradable wet wipes or equivalent (for when washing facilities aren't available)
- Toilet paper and a lighter to burn it with
- Small plastic bags for rubbish
- Ear plugs (for light sleepers)
- Zipbags to preserve fragile items from dust or rain
- A pair of leather laces could be useful to tie a jacket behind your saddle.
- Solar charger (opportunities to charge batteries are limited)

Medical kit

- Any medication you regularly take
- Sunscreen and lip balm - should be high factor
- Insect repellent, preferably containing DEET
- Blister plasters in case of any rubs
- Antiseptic cream, plasters, aspirin, anti-histamine, insect-bite salve etc...
- Spare prescription glasses/contact lenses
- Eye drops
- Imodium or similar anti-diarrhoea medication
- Re-hydration sachets if you feel you will need them
- Antiseptic wipes
- Handwash gel

Our Recommendations

- Please don't take a hard sided suitcase. Your luggage should be soft sided with a capacity of 60-80 litres. We recommend taking a backpack or similar.
- Backpacks cannot be worn whilst riding. We recommend a small bumbag or a coat with pockets so that you can carry small items with you during the

day (passport, camera, sunscreen, lipbalm etc)

- We recommend travelling in your riding boots and carrying your hat and some riding clothes in your hand luggage - then if your luggage goes astray you are still able to ride!
- Even if foam mattresses are provided, you may pack your inflatable mattress for comfort sake.
- We recommend taking a copy of your passport and insurance documents with you in case you lose your originals
- Please take your rubbish home with you. There are no recycling facilities, so take your used batteries, aerosols etc back home and dispose of them appropriately. Try to leave excess packaging material at home before travelling
- If you prefer travelling in a "light way" please choose a biodegradable soap or washing powder/liquid.

In your hold luggage

- Any liquids, such as shampoo, moisturiser, deodorant unless they are less than 100ml and all bottles can fit in a small, clear, plastic ziplock bag. We recommend biodegradable washing products where possible.
- Swiss army knife (or equivalent)

SUSTAINABLE TOURISM

1. **Travel light.** It's a little known fact, but the lighter you pack, the better for the environment as heavy bags will produce higher emissions (when flying a plane or driving a car!).
2. **Reduce plastic waste.** Take your favorite reusable bottle with you. Avoid single-use bags, cups, or straws.
3. **Preserve nature.** Always take your rubbish with you during the ride and recycle them. Leave all the flowers or plants as you found them, and never get too close when observing wildlife. Make sure to use eco-friendly products such as body wash or laundry detergent (if camping) to protect both your skin and the environment.
4. **Choose your experiences carefully.** Respect animal life by not participating in any activities that abuse wild animals (shows, elephant rides, etc.).
5. **Support local populations.** Buy local handicrafts, be respectful of customs, and learn about the culture of local communities.
6. **Share!** Raise awareness among your family and friends about sustainable tourism.

For more information please [see this page](#) .