



Equus Journeys

HORSEBACK TRAVEL & EQUESTRIAN TRADITIONS SINCE 1972

14a Forest Gate, Pewsham, Chippenham, Wiltshire SN15 3RS - UK

+44 (0) 1905 388977

info@equus-journeys.com

Last updated 18/05/2024

The Serengeti Migration Safari

TANZANIA

The Serengeti spans over 12,000 square miles and covers the borders between **Kenya and Tanzania**. On this exceptional riding safari, you will have the possibility to explore rugged landscape and undulating grassland, and experience the famous **wildebeest migration** from horseback. Plenty of other game species can be seen, such as zebras, gazelles and impala, all following the grass in the wake of the rainy season. You may also see elephant, buffalo, giraffe, eland and hartebeest.

Horseback Safari	 10 days/ 6 days riding	 From £7,960	
-------------------------	---	---	---




ITINERARY

Highlights

- A chance of seeing the amazing wildebeest migration on horseback
- Fantastic game viewing with a chance to see elephant, lion, buffalo, giraffe, zebra and numerous antelopes
- A very intimate safari experience with only 8 riders
- Ride through Maasai territory
- Quality horses and a pacey ride to include a number of long canters and gallops, as well as the possibility to jump along the way

Day 1 — 1: EUROPE – ARUSHA - MOUNT MERU


 Wildlife residence

Fly to Kilimanjaro International airport. You will be spending the first night at a comfortable lodge. We generally use the Wildlife residence but other lodges may be used depending on availability.

Meet up with the rest of the group, followed by sundowner and dinner hosted by one of the guides for the safari. If there is a polo game on, sundowner will be at the polo club.

IMPORTANT: the following itinerary is subject to the movement of the wildlife and the weather conditions. It may be slightly altered to give you the possible safari experience.

Day 2 — 2: ARUSHA-NDUTU-CAMP - 2 hrs riding

 Safari camp Tanzania

You will have an early start this morning, to catch your charter flight from Arusha to Ndutu airstrip in the South Serengeti. On landing, you will be driven through the Ngorongoro Conservation Area and Serengeti National Park. Your drive will take you through vast plains and “kopjes”, or rocky outcrops, following the rivers. With luck, the plains will be teeming with wildlife and especially wildebeest that arrive in their thousands after the rains to make the most of the fresh grass - you may even spot some newborn calves. As you leave the National Park, arrive at your camp in time for lunch.

After lunch, you will meet the horses and the grooms, if time allows a short introductory evening ride will follow. An evening with drinks around the campfire before dinner and then the briefing to prepare for the following day’s adventure.


Day 3 — 3: NDUTU - 5-7 hrs riding

 Safari camp Tanzania

You will be woken with a welcome cup of tea or coffee before heading for breakfast in the mess tent. You will set off early to explore the area with its gently rolling grasslands, interspersed with granite outcrops and valleys of acacia trees. You should have a good chance of seeing the wildebeest for which the area is famous, gathering on the vast grassy plains.

Depending on the weather and movement of the game, you may head out for a long morning ride, returning to camp for lunch and then either another ride in the afternoon or perhaps a game drive in the late afternoon. Alternatively, you could be out all day, meeting the support crew for lunch in the bush.

Day 4 — 4: NDUTU - 5-7 hrs riding

 Safari camp Tanzania

Today at dawn you will pack before breakfast, and get in the saddle to set off for a new camp. You will ride through areas that have rarely been visited before and possibly pass Maasai herdsman or their small settlements, along the way. After a few hours riding, you will meet the back-up crew for an al-fresco lunch in the bush and a short rest before heading off again to reach the new campsite by tea time. The camp tonight could be situated in the middle of the vast open plains, where at peak migration time, the air will be filled with the braying grunts of wildebeest. You will be welcomed with a cup of tea or an ice cold beer when you arrive at camp, followed by a hot shower and dinner.

Day 5 — 5: NDUTU - 5-7 hrs riding

 Safari camp Tanzania

For the next four days, you will be exploring every inch of the Ndutu area. Ride across the open plains and grassy valleys dotted with picturesque granite outcrops and typical East African flat-topped acacia trees. The route and arrangements may vary depending on the weather and the movement of the game. If possible, you might be able to spend a night in a lightweight fly camp, sleeping under mosquito nets.

Day 6 — 6: NDUTU - No riding

 Safari camp Tanzania


Today might be the day when a jeep safari is planned to explore the hidden corners of the Serengeti National Park. You will have the opportunity to encounter other animal species and get closer to the elephants. If you are lucky enough, you might even catch a glimpse of a few predators such as lions, cheetahs and leopards. Return to camp for the night.

Day 7 — 7: NDUTU - 5-7 hrs riding

 Safari camp Tanzania

At one point during the safari (weather allowing) you will spend the night in a lightweight fly camp, sleeping under mosquito nets. This morning you jump into the vehicles (there will be a game drive with a picnic lunch on route, crossing the short grass plains and looking out for cats such as cheetah, lion and leopard which thrive here, as well as elephant and the flamingo which gather on the area’s soda lakes. Later in the afternoon you will reach the fly camp in time for sundowners followed by dinner under the stars.

Day 8 — 8: NDUTU - 5-7 hrs riding

 Safari camp Tanzania

Last day riding in the West of Tanzania. Wildebeest and other animals will be close by during your ride.

Day 9 — 9: NDUTU-ARUSHA - No riding

An early wake-up call to say farewell to the horses and crew. The drive this morning will be up the Ngorongoro highlands and breakfast will be on route

overlooking the world famous Ngorongoro Crater. After checking out at the gate you head to the African galleria, a great place to buy anything from arts, tanzanite or just a small Tanzanian gift. Shortly after you head to the Manyara Airstrip followed by a 40 minutes flight back to the estate, thereafter vehicle transfer back to Kilimanjaro International Airport for onward flights. However if you are flying out later and wish to book a dayroom please let us know and we will book this in advance.

Day 10 — 10: EUROPE

Arrive back home.

DATES & PRICES			
DEPARTURE	RETURN	PRICE WITHOUT FLIGHTS	STATUS
04/01/2025	13/01/2025	£7,960	Open
17/01/2025	26/01/2025	£7,960	Open
31/01/2025	09/02/2025	£7,960	Guaranteed departure
14/02/2025	23/02/2025	£7,960	Open
28/02/2025	09/03/2025	£7,960	Open
14/03/2025	23/03/2025	£7,960	Full
26/03/2025	04/04/2025	£7,960	Open

Price details

- International flights are not included but can be booked upon request.
- Wildlife Management Area (Park) fees are included in the above prices. Although we try to keep this website updated to reflect recent changes on taxes and levies, they are subject to change without prior notice.
- The group is made of 4-10 international riders maximum.
- The above rates are per person, based on sharing a tent. A single tent supplement applies and is \$560/€510/£465 for the duration of the safari. Not applicable if willing to share.
- Transfers:
Road transfers are included to/from Kilimanjaro airport or Arusha town. On the way back, your flight must depart after 2:00pm to allow time for the transfer. Private transfers can be organised at the cost of around \$70/£60 per car if arriving a day early.
The return light aircraft transfer from Arusha to Ndutu is around \$625/£515/€590 and will be invoiced and arranged by us.
- If guests are travelling with an extra bag that is not needed on the riding portion of their trip (as space is limited in the tents). Arrangements can be made to store extra bags for a fee of \$20 per person.
- For those who are not keen horse riders or not confident enough, options for vehicle safaris and walking safaris can be arranged. Their itinerary will be tailored to individual needs and sample itineraries are available upon request.
- Please note that there is a rider weight limit of 85kgs / 187lb / 13.3stones
Please Note
The itinerary may be modified at anytime for security reasons, meteorological or events beyond our control such as blocked roads, rivers in flood, drought, strikes and local holidays. Equus Journeys, our local partners and their local guides will always strive to find the best solution and will alter the itinerary as needed.
The names of the hotels and accommodation are given for information only and depending on availability, they may be modified without notice and replaced by another of a similar standard.

Price includes

SUPPORT TEAM

1 English-speaking horse guide
1 backup guide
1 extra equestrian guide (6+ riders)

LOGISTICS

1 horse equipped with saddle and bridle per rider
1 support vehicle with driver and camping gear
1 cook and cook assistants
Groom team

INLAND TRANSPORT

Airport transfers

ACCOMMODATION

7 nights in mobile camp
1 night at a lodge

MEALS

Full board from dinner on day 1 to lunch on day 9
All the drinks including wines and cocktails except at the lodge

EXTRAS

Wildlife Management Area and Wildlife Department fees are included in the price

Price doesn't include

TRANSPORT

International flights
Internal flights (return) Serengeti to Arusha

EXTRAS

Tips to the local team

INSURANCE

Cancellation and travel insurance are not included in the above listed price. Please note that insurance is mandatory. We recommend taking out an insurance policy as soon as your trip is booked to cover you in case of cancellation
Visas and personal purchase

Optional

ACCOMMODATION

Single tent supplement

TRANSPORT

Private airport transfers if required

EQUESTRIAN INFO

Horses

Jo has a good selection of horses and polo ponies, a mixture of Thoroughbreds and local breeds. The horses are all purpose trained safari horses. Close to all of them play polo so are western or neck-rein trained (one hand). This allows you to take photos and dig into your saddlebag while out on safari. Only some of them are ridden English style, if this is the case the guide will tell you before you mount your horse. All horses are given lots of love, care and attention, therefore resulting in their nice characters and strong personalities. They all have their own heads with different temperaments, which allows Jo and her team to find a perfect fit for each rider.

Guide & local team

Your lead guide is Joanna Westermark or one of her team. She speaks perfect English and has a great knowledge of the fauna and flora.

All guides are qualified and professionally trained, with good knowledge about Tanzania's fauna and flora. A keen interest is taken in the smaller creatures as well as bigger game. The cultural visits bring in knowledge of medicinal and traditional beliefs about Tanzania's trees and plants.

Out on safari the lead guide is either armed or carries a bullwhip and communicate over radios and cellphones, with a mobile station in each vehicle

Minimum riding ability

MINIMUM RIDING ABILITY

As this is an area where there is dangerous game you need to be an experienced rider, be competent and confident at all paces and in open spaces. There may be requirements to gallop out of danger if the situation arises. There will also be the opportunity to jump (although these jumps are optional).

Please note that there is a rider weight limit of 85kgs / 187lb / 13.3st

PACE

There will be long spells at walk whilst viewing the game, but there are also plenty of opportunities for long trots, canters and gallops across the open plains.

TACKING ABILITY AND PARTICIPATION

A team of grooms will take care of watering, feeding and tacking your horse. Your help will be required to collect the saddles and bridles at the lunch break and on arrival into camp.

TRIP CONDITIONS AND REQUESTED EXPERIENCE

You will need to be physically fit in anticipation for the long hours in the saddle under the African sun (5-7 hours every day). The terrain is varied with holes, branched and fallen logs so you will need to be balanced and secure in the saddle. If you do not ride regularly you must get riding fit before joining this trip. Sometimes, you may be asked to dismount and lead your horse on foot.

Meeting different cultures and mentalities implies acceptance of these differences and respect.

EQUESTRIAN EQUIPMENT

Saddlebags are provided so that you can keep essentials with you during the day. English saddles or trail saddles are used and the horses will respond to English or Western aids.

We recommend our riders to wear a helmet to the correct standard and you should bring your own to ensure a proper fit. Helmets are not available to borrow.

TRAVEL INFO

COMFORT

Permanent Camp/Lodge (1 night): The first night is spent at a lodge situated on a golf, polo, and wildlife estate, only 40 minutes' drive from Kilimanjaro international airport. Each room has its own on suite bathroom, flush toilet, and white fluffy towels. There is WIFI, a swimming pool to be enjoyed and SPA treatments, yoga, golf, polo can be arranged prior to arrival.

Mobile camp (7 nights): Each site is carefully chosen. The tents are spacious and each has a bush toilet and a bucket shower. Comfortable bedding and bath towels are provided.

MEALS

Local chefs will be preparing all of your meals.

- Traditional breakfasts with juice, tea and coffee.

- Lunch will be prepared on the spot when the logistic team joins you at mid-day.

- For dinner, the chefs will cook delicious local and international dishes, always accompanied by bread and fresh salads.

All drinks are included in the mobile camp, however not at the lodge.

CLIMATE

Tanzania has two distinct climatic zones:

- The Highlands (more than 1500, altitude). It is a pleasant semi-tropical climate.
- The coast, with a humid equatorial climate

The higher the terrain, the lower the temperatures will be. As you get closer to the Indian Ocean, temperatures will get warmer and sometimes it is very hot!

Seasons:

- Dry season: From May to October. The hottest months are from December to February.
- Long Rains season: From mid-March to early May. However, the high rainfall month is April. Evenings can be cool, even cold.
- Short rains season: Early November to mid-December. During these months it does not rain all day, only at certain times.

TIPS

Tipping in Tanzania is common and well received when you are happy with the service. We recommend \$25-40 per day per day per person (for the whole team), but it is left at your discretion.

PACKING LIST

Important: For horse safaris, you should wear neutral coloured clothing (green, brown, beige or grey) to blend in with the landscape. Please don't take a hard sided suitcase. Your luggage should be soft sided, particularly for light air transfers.

Head

- A riding helmet is strongly recommended and often compulsory. We recommend that you take your own to ensure a correct fit. Helmet manufacturers (GPA, HKM, LAS Helmets, Lamicell, Troxel, Equithème) now offer horse-riding helmets that are ventilated, strong, light and comfortable. You also have the option of buying protective shells to go under your hats (Ranch & Rider, Lexington Safety Products) or western hat helmets (Troxel)
- Sunhat for when not riding - Essential
- Sunglasses with high UV protection- they should have a cord attached so they don't fly off when riding
- Buff or bandana for protecting your neck and face from the sun.

Upper body

- 4-6 Long-sleeved shirts to provide protection from the sun (quick dry fabric)
- T-shirts and jumpers for the evening
- Lightweight fleece or jumper - some nights can be cold
- Waterproof jacket - rain can be difficult to predict and it's better to be prepared.

Legs

- 2 pairs of lightweight, comfortable riding trousers, jeans or chaps - we recommend riding in them at home before taking them on holiday to ensure they don't rub.
- Casual clothes for the evenings (jeans or walking trousers)
- A swimming costume may be useful.
- Non-irritant cotton or synthetic underwear

Hands and Feet

- Light hiking boots or comfortable riding boots. We recommend short boots with half chaps.
- Lightweight shoes or trainers for the evenings
- Several pairs of socks
- Gloves - your hands are particularly exposed to the sun.

Horse riding extras

- A soothing cream may be useful to treat areas irritated by long hours in the saddle
- Backpacks are not permitted whilst riding. You can carry all your small belongings (lipstick, sunscreen, passport, mini camera, glasses, etc.) inside your jacket's pockets or in the saddlebags.

Other useful items

- Travel bag, preferably a soft bag 70-100ltrs (15kg max.)
- Water bottle (1.5l)
- Head torch or small torch for moving around at night - bring spare batteries and bulbs

- Toiletries (biodegradable wipes to replace water)
- Swiss army knife or equivalent (in checking-in luggage!!)
- Backpack of 25-30ltrs
- Earplugs (may be useful)
- Camera and high capacity memory card. Spare battery
- A pair of binoculars
- Small plastic bags to throw in the trash.

Medical kit

Make sure any allergies (to medication or otherwise) are clearly stated in your medical kit

- Any medication you regularly take
- Painkillers
- Imodium or similar anti-diarrheal medication
- Vitamin C tablets
- Sunscreen and lip balm - should be high factor
- Insect repellent
- Eye drops
- Hydrating/ soothing cream
- Plasters
- Blister plasters in case of any rubs
- Antiseptic cream, plasters, aspirin, anti-histamine, insect-bite salve etc..
- 10cm wide bandage
- Spare prescription glasses/contact lenses
- Re-hydration sachets
- Antiseptic wipes
- Hand wash gel

General information

- The internal flight only allows up to 15 kg per passenger and no more than 100ml of liquids. Please don't take a hard sided suitcase. Your luggage should be soft sided, particularly for light air transfers.
- We recommend taking any valuables, such as your camera, iPod, iPad, medicines and glasses etc. in your hand luggage. Travelling in your riding boots and carrying your hat and some riding clothes is highly recommended - then if your luggage goes astray you are still able to ride!
- We recommend taking a copy of your passport and insurance documents with you in case you lose your originals.
- If, in wishing to 'travel light', you plan to wash your clothes throughout the trip, please ensure you bring biodegradable laundry products with which to do your washing.
- Ensure you bring something for your chemical waste (batteries, aerosol cans, cream tubes, plastic wrapping), in order to take it back to Europe where recycling and waste disposal is done well and effectively. We advise to, wherever possible, avoid altogether bringing wrapped products to Tanzania. If you do, ensure you take them back to Europe with you

SUSTAINABLE TOURISM

1. **Travel light.** It's a little known fact, but the lighter you pack, the better for the environment as heavy bags will produce higher emissions (when flying a plane or driving a car!).
2. **Reduce plastic waste.** Take your favorite reusable bottle with you. Avoid single-use bags, cups, or straws.
3. **Preserve nature.** Always take your rubbish with you during the ride and recycle them. Leave all the flowers or plants as you found them, and never get too close when observing wildlife. Make sure to use eco-friendly products such as body wash or laundry detergent (if camping) to protect both your skin and the environment.
4. **Choose your experiences carefully.** Respect animal life by not participating in any activities that abuse wild animals (shows, elephant rides, etc.).
5. **Support local populations.** Buy local handicrafts, be respectful of customs, and learn about the culture of local communities.
6. **Share!** Raise awareness among your family and friends about sustainable tourism.

For more information please [see this page](#) .