


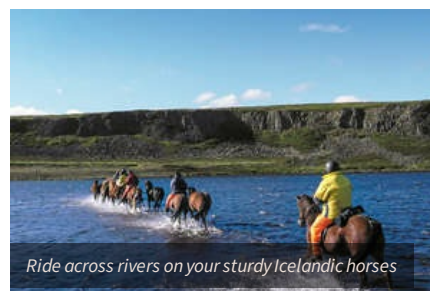


# Snaefellsnes Beach Trail

## ICELAND

Enjoy an **active riding tour** in the heart of the Snæfellsjökull National Park. Experience the pleasure of the Icelandic horse whilst tölt along miles of sandy beaches on this incredible **beach trail ride in Iceland**. On this riding holiday, you will ride through lava fields and past the glacier covered conical volcano of Snæfellsjökull, enjoy wide-open beaches, and discover the peninsula known as "Iceland in a nutshell" due to its diversity of landscapes.

Centre based holidays	 8 days / 6 days riding	 From £2,322	
-----------------------	--	---	---



## ITINERARY

### Highlights

- Beach riding along the coast of the Snæfellsnes peninsula
- Experience the magical extra gait of the Icelandic horse - the tölt
- See one of the most recognised sites in Iceland - the conical volcano Snæfellsjökull
- Enjoy a diversity of landscapes, including lava fields, craters, ash and sand
- Watch the light sand turn black as you ride closer to the Eldborg crater

### Day 1 — 1: ARRIVE IN REYKJAVIK - No riding

Flight to Reykjavik. Please note flights are not included. Your flight must land before 15:00 - 16.00 to allow enough time for your transfers - alternatively you can arrive a day early and spend the night in Reykjavik.

On your arrival into Reykjavik, you must take a FlyBus shuttle to the BSI station (main bus station in Reykjavik). At 18:00, you will meet your fellow riders and be transferred to the farm where horses and staff are waiting.

Enjoy a delicious meal together, relax and get prepared for the adventure waiting for you in the morning!

Overnight at Hraunholt farm in 2 or 4-people rooms.

### Day 2 — 2: Hraunholt - Kolviðarnes - 25km riding

After a short introduction to the Icelandic horse and its gaits you will set out riding into the mountains through fertile farmlands. Cross the river Haffjarðará on your way to Kolviðarnes where your ride ends today.

Overnight at Hraunholt farm

NB: For the next three days, you are riding on Löngufjörur beach where timings depend on the tide. In some cases, you may need to start the ride very early in the morning or in the afternoon.

### Day 3 — 3: Kolviðarnes - Traðir - 35km riding

After rejoining the horses, start your beach ride on Löngufjörur, along the coastline of the Snæfellsnes peninsula. Enjoy majestic views of the Snæfellsjökull Glacier and feel the horses excitement and take part in the joy on this extraordinary trail allowed by the tides.

Overnight at Hraunholt farm.

### Day 4 — 4: Traðir - Kolviðarnes - 35km riding

Another day ride on the yellow colored, sandy beach. This unique experience for everyone with lava-fields and mountains on one side of the trail and the Atlantic Ocean on the other. Leave the horses at Traðir Farm and spend the night at Hraunholt Farm.

### Day 5 — 5: Kolviðarnes – Hausthúsahringur - Kolviðarnes - 18km riding

Today, you will leave the herd of loose horse at Kolviðarnes and go out and play, enjoying another brisk ride on the beach with fantastic views of the ocean, the mountains and the majestic Snæfellsnes Glacier. The horses stay at Kolviðarnes and you are driven back to Hraunholt for the night.

### Day 6 — 6: Kolviðarnes – Hraunholt - 25km riding

Rejoining with the herd, ride into the mountains and lava, making your way back to Hraunholt. You ride through fertile farmlands and along good riding tracks over the river Haffjarðará and travel through an area well known as the hideout of Iceland’s most famous outlaw, Grettir.

Overnight at Hraunholt farm.

### Day 7 — 7: Hraunholt – Rauðaneslaug - Hraunholt - 22km riding

Continue your adventures in the saddle, surrounded by mountains, rivers and lakes. You ride to Rauðaneslaug where you can enjoy a bath in the Rauðaneslaug swimming pool.

The trail ends at Hraunholt farm with a farewell dinner with your guides and hosts.

### Day 8 — 8: Hraunholt – Reykjavík - Departure - No riding

You will be transferred back to Reykjavik for approx. 11:30am. As there is a minimum journey time from Reykjavik to the airport of 1 and a half hours, you should book your return flights late enough to ensure that you arrive in plenty of time.

If you wish to spend the afternoon exploring Reykjavik and fly out the following day, we can help organise a hotel for you - just let us know!

DATES & PRICES			
DEPARTURE	RETURN	PRICE WITHOUT FLIGHTS	STATUS
03/06/2024	10/06/2024	£2,322	Full
22/06/2024	29/06/2024	£2,322	Full
03/08/2024	10/08/2024	£2,339	Full
17/08/2024	24/08/2024	£2,339	Full

### Price details

- Flights to your destination (international/domestic) are not included, but can be booked on request - please contact us for rates.
- Rates are per person, based on riders sharing a room for two or four guests. There is no single supplement and you must be prepared to share.

- Groups usually consist of 6 to 20 international riding guests plus guides. All tours are confirmed with no minimum numbers.
- Transfers to and from Reykjavik airport are not included in the price for the trip. See <https://www.re.is/tour/flybus/> for more info on how to get from the airport to the city centre.
- Vegan and/or Gluten Free diets will incur on an extra supplement of around £90/€100/\$110 per person.
- Discounts are available for families of 3+ (two parents and one child aged 12+), and for children between the age of 9 and 12. Please contact us.
- Children from 9 years of age can be accommodated provided they are good riders, with parental consent and a good riding level
- Rider weight limit is 110kg/17,3 st/242lb

#### Please Note

The itinerary may be modified at anytime for security reasons, meteorological or events beyond our control such as blocked roads, rivers in flood, drought, strikes and local holidays. Equus Journeys, our local partners and their local guides will always strive to find the best solution and will alter the itinerary as needed.

The names of the hotels and accommodation are given for information only and depending on availability, they may be modified without notice and replaced by another of a similar standard.

## Price includes

---

### SUPPORT TEAM

---

- 1 English-speaking horse guide from Reykjavik
- 2 Icelandic expedition leaders
- 2-4 assistants in charge of the horses

### LOGISTIC

---

- 1 vehicle and driver
- 2 or 3 horses per rider equipped with saddle and bridle
- 1 cook

### INLAND TRANSPORTS

---

- Minibus

### ACCOMMODATION

---

- Guesthouses (2-5 beds per room)

### MEALS

---

- Full board from first dinner to last breakfast

### EXTRA EQUIPMENT

---

- First aid kit
- Tourist sites fees included in the program, except the visit in option on day 5.

## Price doesn't include

---

### MEALS

---

- Beverages and personal extra
- Lunch and dinner on day 8 in Reykjavik
- Special diet supplement - please see above

### TRANSPORT

---

- Return airport transfers (FlyBus shuttle)
- International flights

### EXTRA

---

- Tips to local team

## INSURANCE

Cancellation and travel insurance are not included in the above listed price. Please note that insurance is mandatory. We recommend taking out an insurance policy as soon as your trip is booked to cover you in case of cancellation

## Optional

### ACCOMMODATION

Extra nights in Reykjavík: please contact us for the price

## EQUESTRIAN INFO

### Horses

The Icelandic horse is a part of the history and saga of the country and it's Vikings. It is characterised by it's extra pace - the tölt, which is fast and very comfortable. Some are also capable of an additional Flying Pace, which is similar to trot, but much faster and used for racing. Icelandic horses are small, sociable, comfortable and energetic. Icelandic tack consists of simple snaffle bridles, often with drop nosebands and straight cut saddles similar to English style.

You will ride with a herd of loose horses and change mounts once or twice a day to preserve the horses' strength.

### Guide & local team

Siggi and Olof have been operating the Snaefellsnes riding trail since 1987 and are one of the cornerstones of our Icelandic partners. Siggi is renowned for his fabulous horses and Olof will amaze you with her cooking.

### Minimum riding ability

#### MINIMUM RIDING ABILITY

You need to be a competent rider who is comfortable riding at all paces in the outdoors. You will be riding with a group of loose horses and so experience of riding in a group is essential.

Rider weight limit is 110kg/17,3 st/242lb

#### PACE

There will be long periods of tölt along the beaches and sandy tracks. There will also be walking and trotting across more difficult terrain. The tölt is a fast pace - you can expect long periods of tölt, but canters are not frequent.

#### TACKING ABILITY AND PARTICIPATION

You will be expected to assist with grooming, tacking and un-tacking your horse. The whole group gets involved in meal preparation.

#### TRIP CONDITIONS AND REQUESTED EXPERIENCE

You need to be fit and have good stamina for the long periods of tölt, which is a fast but comfortable pace. There are some long hours in the saddle (5-8 hours) and the terrain can be rough. The weather can also be unpredictable.

Experience of riding a trail over several days would be an advantage but is not essential. Riders who do not ride regularly would need to get back into the saddle before joining this ride.

#### EQUESTRIAN EQUIPMENT

Comfortable Icelandic saddles with saddle bags.

Hard hats are mandatory. We recommend our riders to wear a helmet to the correct standard and you should bring your own to ensure a proper fit.

You will be provided with a raincoat but should still bring your own warm coats to wear underneath.

## TRAVEL INFO

## COMFORT

On the trail, the nights are in shared rooms (2-4 riders) with beds and linen.

Please understand that accommodation in Iceland is always basic.

## MEALS

Lunches are simple picnics; dinners are generous and hearty (fish or lamb, usually). You prepare your own picnic lunch at breakfast time.

Vegetarian diets can be accommodated with advance notice. Vegan and Gluten free diets can be accommodated at an extra cost.

Alcoholic beverages are not included in the tour price and are hard to get in the highlands. They can be bought at a reasonable price in the Duty Free Store at Keflavik Airport upon arrival.

## CLIMATE

Contrary to popular belief, the general climate in Iceland is temperate and cool with extreme cold temperatures only recorded in winter. In summer the average temperatures are 10-12c but can be as low as 5c and as high as 25c. You should be prepared for both sun and rain and dress in layers.

## TIPS

Tips are welcome but not expected. You should tip what you feel is appropriate and you are comfortable with.

## PACKING LIST

### Important!!

There are some important packing considerations for a riding holiday in Iceland. The Icelandic horses have had no contact with other equine species and are not vaccinated. They do not have any resistance to diseases which are common elsewhere in the world and so it is important to take precautions to prevent the spread of infections.

- You should NOT take the following products into Iceland: saddles, bridles, halters, saddle pads, whips, brushes or any leather products which have been in contact with a horse.

- Your riding clothes must be thoroughly cleaned at least 5 days before departure (riding breeches, jumpers, coats, gloves) and should be washed in temperatures of at least 40c.

- Items which cannot be washed at 40c, such as riding hats or leather boots must be thoroughly disinfected at least five days before departure:

1. Wash in detergent.
2. Dry thoroughly
3. Spray with a 1% solution of Virkon detergent (10g per litre of water)

For more details please visit the Icelandic veterinary authority website: [www.mast.is/english/frontpage/import-export/import/ridingequipment](http://www.mast.is/english/frontpage/import-export/import/ridingequipment)

### Head

- A riding helmet is compulsory and we recommend that you take your own to ensure a correct fit.
- A flyhat to wear over your helmet may be a good idea in the summer months, when flies can be an issue
- Sunhat for when not riding
- Sunglasses - with a cord attached so they don't fly off when riding
- Buff or bandana for protecting your neck and face from the sun, wind or rain
- Warm hat for cold evenings/days

### Upper body

- Thermals in case of cold weather
- Long sleeved shirts provide protection from the sun or extra warmth
- Down jacket or gilet for cold evenings
- T-shirts
- Lightweight fleece or jumper
- Warm polar fleece or equivalent (plus a spare in case one gets wet)
- Waterproof jacket - rain can be difficult to predict and it's better to be prepared. In the mountains the weather can change quickly

### Legs

- Lightweight, comfortable riding trousers or jodhpurs - we recommend riding in them at home before taking them on holiday to ensure they don't rub.

Take two pairs

- Waterproof over trousers
- Casual clothes for the evenings (jeans or walking trousers)
- Thermal trousers

### **Hands and Feet**

- Comfortable riding boots. We recommend short boots with half chaps but you may wish to take long chaps. We don't recommend taking your favourite long leather boots in case they get damaged. We STRONGLY recommend your boots are waterproof as you may be crossing rivers and they can get wet.
- Lightweight shoes or trainers for the evenings
- Sandals/flipflops
- Several pairs of warm socks
- Gloves - your hands are particularly exposed to the sun, wind or rain whilst riding

### **Nightwear**

- Sleeping bags are provided but you may find a sleeping bag liner (silk/cotton/fleece) adds extra comfort
- A small camping pillow
- Slippers (you will have to remove your shoes inside the accommodation)
- An eye mask can help with the 24hr daylight

### **Other useful items**

- A flynet against bugs
- Swimsuit - for hot tubs
- Camera and high capacity memory card. Spare battery
- Bumbag for carrying your camera and small items whilst riding
- Headtorch or small torch for moving around at night - bring spare batteries and bulbs
- Water bottle (2 litres or 2 x 1 litre)
- Wet Wipes or equivalent (for when washing facilities aren't available)
- Ear plugs (for light sleepers)

### **Medical kit**

- Sunscreen and lip balm - should be high factor
- Insect repellent
- Any medication you regularly take
- Blister plasters in case of any rubs
- Antiseptic cream, plasters, aspirin, anti-histamine, insect-bite salve etc...
- Spare prescription glasses/contact lenses
- Eye drops
- Imodium or similar anti-diarrhoea medication
- Re-hydration sachets
- Antiseptic wipes
- Handwash gel

### **Our Recommendations**

- Backpacks cannot be worn whilst riding. We recommend a small bumbag or a coat with pockets so that you can carry small items with you during the day (camera, sunscreen, lipbalm etc)
- We recommend travelling in your riding boots and carrying your hat and some riding clothes in your hand luggage - then if your luggage goes astray you are still able to ride!
- Carry a copy of your passport and insurance documentation with you.

## **SUSTAINABLE TOURISM**

1. **Travel light.** It's a little known fact, but the lighter you pack, the better for the environment as heavy bags will produce higher emissions (when flying a plane or driving a car!).
2. **Reduce plastic waste.** Take your favorite reusable bottle with you. Avoid single-use bags, cups, or straws.
3. **Preserve nature.** Always take your rubbish with you during the ride and recycle them. Leave all the flowers or plants as you found them, and never get too close when observing wildlife. Make sure to use eco-friendly products such as body wash or laundry detergent (if camping) to protect both your skin and the environment.
4. **Choose your experiences carefully.** Respect animal life by not participating in any activities that abuse wild animals (shows, elephant rides, etc.).
5. **Support local populations.** Buy local handicrafts, be respectful of customs, and learn about the culture of local communities.

6. **Share!** Raise awareness among your family and friends about sustainable tourism.

For more information please [see this page](#) .