



EQUUS Journeys

HORSEBACK TRAVEL & EQUESTRIAN TRADITIONS SINCE 1972

14a Forest Gate, Pewsham, Chippenham, Wiltshire SN15 3RS - UK

+44 (0) 1905 388977

info@equus-journeys.com

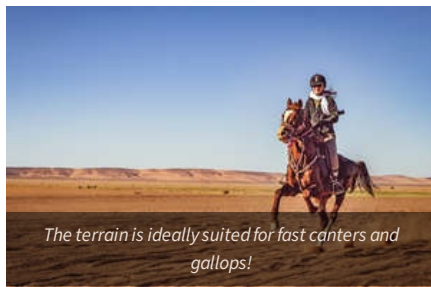

Last updated 06/05/2024

Horses, Dunes and Nomads

MOROCCO

A **horseback trail ride** through the Sahara desert in the south-east of Morocco where you spend the nights in comfortable desert inns and riads. Ride through beautiful landscapes of mountains, open desert and sand dunes on superb Barb-Arab horses.

Trail Riding	 8 days / 6 days riding	 From £1,470	
--------------	--	---	---



ITINERARY

Highlights

- Visit the most beautiful areas of the Moroccan Sahara, far from the beaten track
- Plenty of opportunities for fast canters and gallops across wide open spaces
- The comfort of nights spent in desert inns or guesthouses with showers possible every night
- Discover Morocco in all its splendour including Dades Valley and impressive views of the Atlas mountains

Day 1 — 1: ARRIVE IN OUARZAZATE - No riding

 Fint hotel

Fly in to Ouarzazate or Marrakech.

There are currently no direct flights from the UK to Ouarzazate and so it may be easier to fly to Marrakech and transfer by road to Ouarzazate. If flying to Marrakech then you need to arrive by 14:00 to allow time for the transfer (4 hrs) which is an extra 130 Euro for the vehicle, payable locally and split between all who are sharing the transfer.

You will be transferred to your hotel.


Day 2 — 2: OUARZAZATE - IMI N'CHAABTE - TAFRAOUT - 2-3 hours riding

Meet in your hotel reception at 07:00 and transfer in the direction of Zagora through the Draa valley, until reaching Tansikht. Continue along the Djebel Sagho, passing through Nkob and Tazzarine and stop for a picnic along the way. After about 6 hours drive you turn off the tar road and follow a track for 60kms to Mcissi.

Here you will meet the team and horses. After a short riding assessment you will set out into the desert for your first ride amongst the dunes.

Overnight in a comfortable inn.


Day 3 — 3: TAFRAOUT - FOUM MHARECH - 4-6 hours riding

 Riad Nomad

Ride through the village of Tafraout and reach the plateau of Ahbouche Ntkouyte (Lake Tafraout). The terrain is perfect for some decent canters. Ride along the base of Tattihate, between Djbel Mohre and Djbel Zireg. The scenic splendour of the Sahara desert is laid out before you - endless dunes alternating with distant cliffs.

At the end of the day you reach a beautiful inn in the desert valley of Mharech where you spend the night. The inn is located over a hill with stunning views over the valley.

Day 4 — 4: FOUM MHARECH - REMLIA DUNES - OUZINA DUNES - 4-6 hours riding

 Inn Ouzina Rimal

Set off riding south, through the Tamarisk trees and sand dunes. Your journey takes you across the Chouiref plateau to Tizi n Guidou pass and on to the abandoned village of N'Oubahllou. The orange dunes of Remlia provide a spectacular background for pictures before you ride down to another vast plateau where horses and riders alike will enjoy a gallop. Keeping the mountains and "Mount Tajine" to your left, the ride alternates between long stretches of walk, trots and controlled canters before you reach your inn for the night.

Day 5 — 5: OUZINA DUNES - JDAID - 4-5 hours riding


 Inn Itrane Sahara

Depart on horseback through the superb dunes at Ouzina. Your trail will take you from the dunes and onto plateaus - from sand to rocky mountain. Your day in the Sahara ends at the village of Taghaoucht-n-Jdaïd - a place of water.

Day 6 — 6: JDAID - MERZOUGA - 5 hours riding

In the morning, you will ride through various environments until reaching the highest sand dunes in Morocco: Erg Chebbi. Enjoy stunning views while your horses carry you safely through the large seas of dunes. Night in the desert.

Day 7 — 7: MERZOUGA - OUARZAZATE - 3 hours riding

 Fint hotel

Your final morning on horseback takes you from Chebbi Erg to Taouz where you say goodbye to the team and horses. You are then transferred in the direction of Erfoud, Boumlane and Dades along the "road of a thousand kasbahs" until reaching Ouarzazate.

Dinner in town and overnight in a hotel.

Day 8 — 8: DEPARTURE FROM OUARZAZATE

After breakfast you will be transferred to the airport for your flight back to London. If you are flying from Marrakech then your flight must depart later than 15:00 to allow time for the road transfer (payable locally).

DATES & PRICES

DEPARTURE	RETURN	PRICE WITHOUT FLIGHTS	STATUS
06/10/2024	13/10/2024	£1,545	Open
13/10/2024	20/10/2024	£1,580	Guaranteed departure
20/10/2024	27/10/2024	£1,580	Guaranteed departure
27/10/2024	03/11/2024	£1,580	Guaranteed departure
03/11/2024	10/11/2024	£1,485	Open

10/11/2024	17/11/2024	£1,485	Open
17/11/2024	24/11/2024	£1,485	Open
24/11/2024	01/12/2024	£1,485	Guaranteed departure
01/12/2024	08/12/2024	£1,485	Open
08/12/2024	15/12/2024	£1,485	Open
15/12/2024	22/12/2024	£1,485	Open
22/12/2024	29/12/2024	£1,545	Open

Price details

- Flights to your destination are not included, but can be booked on request - please contact us for rates.
- Rates are per person, based on two riders sharing a twin or double room during the ride.
- Groups are composed of a minimum of 3 international riders and a maximum of 10 riders, plus guides.
- There is a small group supplement if the group has fewer than 3 riders. Rides are confirmed from just two riders with the payment of an additional supplementary charge of c. €440/£375/\$450 (€350/£305/\$370 in 2024).
- If you sign up to the ride as a solo rider and there are no other riders likely to share your room, you will be charged a single room supplement of approx. €200/£170/\$235 (€230/£200/\$245 in 2024). You will then be reimbursed if a sharer is found for you at a later date. It is possible to guarantee a single room for €140/£120/\$150 for Ouarzazate only.
- There are no direct flights from the UK to Ouarzazate; a transfer from Marrakech airport on payment of an additional transfer charge is possible. This is currently €150 (€140 in 2024) for the vehicle each way and is payable locally and split between the number of people sharing the transfer. If flying into Marrakech your flight must arrive before 15:30 on day 1 and leave after 14:00 on Day 8.

Please Note

The itinerary may be modified at anytime for security reasons, meteorological or events beyond our control such as blocked roads, rivers in flood, drought, strikes and local holidays. Equus Journeys, our local partners and their local guides will always strive to find the best solution and will alter the itinerary as needed.

The names of the hotels and accommodation are given for information only and depending on availability, they may be modified without notice and replaced by another of a similar standard.

Price includes

SUPPORT TEAM

- 1 English-speaking horse guide
- 1 groom

LOGISTICS

- 1 cook
- 1 horse equipped with saddle and bridle per rider
- 1 vehicle and driver

ACCOMMODATION

- Double, twin or triple rooms in desert inns or riads
- Double/triple room in hotel standard 3/4*

MEALS

- Filtered or bottled water
- Full board from dinner on day 1 to breakfast on day 8

ADDITIONAL EQUIPMENT

- First aid kit

Price doesn't include

MEALS

Lunch on day 1 and day 8 are not included depending on your arrival/departure time
Beverage (except during the trek) and personal extra

ACCOMMODATION

Single supplement

TRANSPORT

Transfers outside normal hours or from Marrakesh
International flights

EXTRA

Tips to local team

INSURANCE

Cancellation and travel insurances are not included. Please note that insurance is mandatory. We recommend taking out an insurance policy as soon as your trip is booked in case of cancellation

Optional

ACCOMMODATION

Transfers from Marrakech

EQUESTRIAN INFO

Horses

The horses are Barb or Barb Arabian and many are stallions. They are forward going but sensible and perfectly adapted to the desert landscape with big hearts, small feet and smooth paces. They are not particularly big and stand 14hh - 15.2hh.

Guide & local team

You will be guided by local Moroccan's who are familiar with the horses and the landscape. They will be accompanied by grooms. At least one of the guides will speak English but the grooms may only speak French and Arabic.

Minimum riding ability

MINIMUM RIDING ABILITY

You need to be a competent rider and able to control your horse at all paces in open spaces. You should be able to canter in forward seat and be balanced with good hands.

There is a rider weight limit of 90kg. Please also advise us if you are tall so that we can ensure a suitable horse is available.

PACE

The pace varies depending on the terrain. There are plenty of opportunities for long trots and canters and when the terrain is suitable there may also be occasions to gallop. There are also long stretches of walking when the ground is soft sand or rocky.

Please note that the canters will be single file in places, particularly at the start of the ride, but it may be possible to spread out on some canters later in the week, depending on the abilities of the group.

TACKING ABILITY AND PARTICIPATION

You will be expected to groom, saddle and un-tack your horse. You can also assist with feeding and watering the horses if you wish.

TRIP CONDITIONS AND REQUESTED EXPERIENCE

You need to be physically fit for the long hours in the saddle, sometimes at a fast pace. You should be prepared for cold nights, particularly in December and January. Experience of riding a trail of several days would be an advantage but is not required. Riders who do not ride regularly should ensure they are back in the saddle and riding fit before departure. It is of particular importance to ensure you are comfortable and balanced when riding at speed across rough terrain and open spaces.

Visiting a new country offers the opportunity to meet other cultures with different mentalities, therefore it is important to accept these differences and respect the local way of life.

EQUESTRIAN EQUIPMENT

Forestier trail riding saddles and comfortable tack.

Saddlebags are provided.

We recommend our riders to wear a helmet to the correct standard and you should bring your own to ensure a proper fit.

TRAVEL INFO

COMFORT

You stay in comfortable desert hotels in twin or triple rooms with shared bathrooms. Showers are available every night.

In Ouarzazate you stay in a 4 star hotel.

MEALS

You will usually have a cold picnic-style lunch with delicious salads and a hot evening meal. Breakfast is continental and evening meals are typical Moroccan cuisine.

Water is provided on the trail - please bring your own bottle to fill in the mornings.

Special diets can be accommodated, however please note that some foods can be difficult to find in Morocco. Certain diets may incur a supplement (gluten-free diets can be accommodated at a supplementary charge of €100/£90/\$110 for instance). All dietary requirements must be specified at the time of booking.

CLIMATE

In southern Morocco the rains are rare but not non-existent and in recent years the Sahara has experienced substantial rainfall.

In the Spring and Autumn months the temperatures are pleasantly warm. In October and April the temperatures can be 35c during the day, dropping to 20c at night whilst in November, February and March it is a little cooler (25c daytime and 12c night).

In the heart of the winter (December/January) the mornings and evenings can be cold, as low as minus 5c. At midday the temperatures will be 18-20c can drop rapidly once the sun sets.

In summer it is too hot to ride (45c) and so no desert trails run in the summer.

TIPS

It is customary, as a sign of thanks to tip the local team. We recommend a tip of €50/£45, but you should give what you feel comfortable with. We recommend giving the tips to your guide who can distribute them amongst all of the staff members.

PACKING LIST

Head

- Equus Journeys strongly recommend that you wear a riding helmet and that you take your own to ensure a correct fit.
- Sunhat for when not riding
- Sunglasses - with a cord attached so they don't fly off when riding
- Buff or bandana

Upper body

- Long sleeved shirts provide protection from the sun and dust
- T-shirts
- Fleece, jumper or jacket - the evenings can be cold
- Waterproof jacket - the rains can be difficult to foresee and it's better to be prepared. Layering is key to cope with the fluctuations in temperature between day and night
- Casual clothes for the evening

Legs

- Lightweight, comfortable riding trousers or jodhpurs - we recommend riding in them at home before taking them on holiday to ensure they don't rub
- Shorts for lazy lunchtimes
- Casual clothes for the evening

Hands and Feet

- Comfortable riding boots. We recommend short boots with half chaps as long chaps/long boots can get very hot.
- Sandals, flip-flops or trainers for moving around the camp
- Gloves - your hands are particularly exposed to the sun whilst riding

Nightwear

- Thermals are a good option for sleeping in, or a t-shirt and shorts for warmer nights
- You can also take a silk or fleece sleeping bag liner for extra comfort

Other useful items

- Swimsuit
- Water bottle (1.5 litre or two x 1 litre)
- Hand sanitiser
- Camera and high capacity memory card. Spare battery
- Bumbag for carrying your camera and small items whilst riding
- Toilet paper and small plastic bags for taking rubbish away

In your luggage

- Any liquids, such as shampoo, moisturiser, deodorant unless they are less than 100ml and all bottles can fit in a small, clear, plastic ziplock bag.
- Small penknife

In your hand luggage

- Any valuables, such as your camera, ipod, ipad etc.
- Your riding hat

Medical kit

- Sunscreen and lip balm - must be high factor
- Insect repellent
- Any medication you regularly take
- Blister plasters in case of any rubs
- Antiseptic cream, plasters, aspirin, anti-histamine, insect-bite salve etc...
- Rehydration sachets (dioralyte or similar)
- Spare prescription glasses/contact lenses
- Ear plugs, particularly if you are a light sleeper

Our Recommendations

- Please don't take a hard sided suitcase. Your luggage should be soft sided and you should pack it into two bags if it weighs more than 15kg so it's easier for the team to transport between camps
- Take a second, smaller bag to pack things you may need during the day such as a book or suncream then you can easily access it during the long lunch break
- We recommend travelling in your riding boots and carrying your hat and some riding clothes in your hand luggage - then if your luggage goes astray you are still able to ride!

SUSTAINABLE TOURISM

1. **Travel light.** It's a little known fact, but the lighter you pack, the better for the environment as heavy bags will produce higher emissions (when flying a plane or driving a car!).
2. **Reduce plastic waste.** Take your favorite reusable bottle with you. Avoid single-use bags, cups, or straws.
3. **Preserve nature.** Always take your rubbish with you during the ride and recycle them. Leave all the flowers or plants as you found them, and never get too close when observing wildlife. Make sure to use eco-friendly products such as body wash or laundry detergent (if camping) to protect both your skin and the environment.
4. **Choose your experiences carefully.** Respect animal life by not participating in any activities that abuse wild animals (shows, elephant rides, etc.).
5. **Support local populations.** Buy local handicrafts, be respectful of customs, and learn about the culture of local communities.
6. **Share!** Raise awareness among your family and friends about sustainable tourism.

For more information please [see this page](#) .