



Equus Journeys

HORSEBACK TRAVEL & EQUESTRIAN TRADITIONS SINCE 1972

14a Forest Gate, Pewsham, Chippenham, Wiltshire SN15 3RS - UK

+44 (0) 1905 388977

info@equus-journeys.com

Last updated 17/05/2024

Wild Yukon

CANADA

This amazing **horseback trail** journeys through Canada's last frontier before Alaska, through wild landscapes of great beauty; glacial valleys, volcanoes, rivers and lakes, forests and tundra. An unforgettable pack trip for small groups of adventurous riders.

Pack Trip	 13 days/ 9 days riding	 From £3,180	
------------------	---	--	---




ITINERARY

Highlights

- An expedition using pack horses into a remote and unpopulated area.
- Enjoy the camp fire, fishing in the river and lake very far away from civilization.
- Follow the paths of wild animals like moose, caribou and wolves, in the footsteps of the last trappers.
- You are very likely to see elks, caribou, bighorn sheep, eagles, and beavers. Catch a glimpse of the occasional wolf, grizzly bear, or lynx!


Day 1 — 1: EUROPE - WHITEHORSE - SHINE VALLEY - No riding



Fly to Whitehorse via an international hub city such as Vancouver. Flights are not included but we can assist with this on request

Flights usually arrive into Whitehorse in the late evening. Pierre, your host for this expedition, will meet you and transfer you to the ranch in Shine Valley. This will be your first experience of the midnight sun in Yukon. Overnight in log cabins heated by a wood burning stove. - 2-5 people per cabin, sometimes shared between people of opposite genders.

Day 2 — 2: SHINE VALLEY - WHITEHORSE - 1 hours riding



Relax in the morning with a leisurely breakfast. It's a good opportunity to bond with your group and your guides! After breakfast, it's time for a briefing from Pierre for the week ahead and to meet your horses. An introductory ride to get to know your horse takes you off into the surrounding countryside for a short introductory ride.

In the late morning you are taken to the small town of White Horse - at the same time capital, largest and only city of Yukon! Time to immerse yourself in the history and do some shopping. Lunch is taken in town (and not included).

Overnight once again in the log cabins.

Day 3 — 3: SHINE VALLEY - BONNEVILLE - 3 hours riding

 Canadian camp

After a good nights sleep the morning is busy with horses and people alike offered a hearty breakfast. The final preparations and packing is completed (hopefully only a stray spoon or bottle of wine is left behind) before your departure into the wilderness. You are shown how to prepare your horse and pack, which is something you'll have to do every morning! Don't worry, your guides are always on hand to help you should you need it.

The first days ride takes you through a mountainous landscape and the Bonneville area. Take in the stunning views and all that Yukon has to offer. Tonight is your first night at camp: you will be expected to put up your own tent before enjoying a warm meal and a relaxing evening around the bonfire.

Day 4 — 4: BONNEVILLE LAKE - IBEX LAKE - 6 hours riding

 Canadian camp

After breakfast and packing up camp you head towards Ibx Lake and enter the foothills of the mountainous region of the Yukon, where snow still lingers on the high peaks. Which pass you take depends on the weather, either on the lake shores surrounded by pine forest or the 1800m high Marmot pass where there is the opportunity to encounter dall sheep.

Today you will cover around 40kms (c. six hours in the saddle) before reaching Ibx Lake and setting up camp.

Day 5 — 5: IBEX LAKE - ROSE CREEK - 7 hours riding

 Canadian camp

The morning ride takes you above the tree line towards Mud Lake, an ancient lake shaped by the glaciers. Finding some good grazing for the horses you will stop for lunch and a nap on the shores of Mud Lake. Back on the trail you can look for wolves' dens as you make your way to Rose Creek for your overnight stop.

After a long day in the saddle (six to seven hours) enjoy the evening around the camp fire overlooking the large pristine valley. The views are truly stunning and made better by the marshmallows you might roast over the bonfire...!

Day 6 — 6: ROSE CREEK - ROSE LAKE - 4 hours riding

 Canadian camp

The landscape changes today, leaving the wolf dens behind and making your way through the alpine meadows along an old path overlooking a glacial valley. To the south east rise the mighty coastal mountains. The land is pocketed with lakes created by beaver dams.

After lunch you descend to Rose Lake, arriving into camp after about five hours in the saddle.

The rest of the day is spent around camp, fishing in the magnificent lake and awaiting the arrival of the airplane carrying supplies (and the spoon and bottle of wine that were left behind at the ranch!)

Day 7 — 7: ROSE LAKE - No riding


 Canadian camp

Today is a rest day. Fishing, hiking and swimming if it is warm enough. A good opportunity to admire the rich diversity of wildlife and flora. You'll spot many birds: eagles, ducks, geese, trumpeter swans and many other migratory birds.

Day 8 — 8: ROSE LAKE - 6 hours riding


After a good night's rest, today we set out on horseback (without pack horses) giving us more freedom to explore the landscapes of Rose Lake. It's a magnificent ride along the lake's edge with a few passages through the forest. We'll observe various wildlife such as mouflons, moose, and grizzlies. Returning to the base camp at Rose Lake.

Day 9 — 9: CANOE EXPEDITION ON ROSE LAKE - No riding



After breakfast, bring out your inner trapper and set off for exploration, this time by canoe. You will receive a basic paddling lesson. It's an opportunity to learn or appreciate fishing amidst this vastness forgotten by all (lake trout, arctic grayling on the menu). Back at camp we prepare the fish into fillets for dinner. In the early evening, Pierre will be delighted to share with you the joys and traditions of trapping in the Yukon. Rose Lake is a strategic point and an active trapping ground for lynx, wolves, wolverines, and otters - he will find wildlife tracks and demonstrate trapping.

Day 10 — 10: ROSE LAKE - MUD LAKE - 6 hours riding



A steep ascent through the forest leads to alpine plateaus - enjoy the view from the top. These plateaus are the perfect spot for observing the immense landscapes of the Yukon, offering a safe habitat in the heights where caribou and moose migrate during the summer to the highlands, where grass is easily accessible during the summer season. Towards the end of the day, we descend to the bottom of the Mud Lake valley, where the glaciation has left deep sand islands.

Day 11 — 11 : MUD LAKE - BONNEVILLE LAKE - 6 hours riding

Back to open terrain. You will ride through various valleys, passing through beautiful meadows between stunning small lakes. Camp tonight is set up at a slight elevation with a panoramic view of the mountains. Tonight is the perfect moment to appreciate the sunset descending behind the mountains. It's the last evening in the wilderness, and with the horses.

Day 12 — 12: FISH LAKE - back to camp - 2 hours riding

After camp is taken down and packed away, the final stretch takes you back to the ranch on time for a late lunch, after two hours in the saddle. Your equestrian journey has brought you full circle.

After a relaxing shower, you can choose to enjoy the city or take a scenic light aircraft flight from Whitehorse (payable locally), following the route you have ridden. Your group meets again in town for a well-deserved shower organised at the local sports club and dinner (to your own account) before heading back to the ranch and your last night around the campfire.

Day 13 — 13: WHITEHORSE - EUROPE

After breakfast you will be transferred to the airport for your flight home.

Your flight to Europe will likely go via a major international hub such as Vancouver, and because of time differences you may not arrive home until the following morning.

DATES & PRICES			
DEPARTURE	RETURN	PRICE WITHOUT FLIGHTS	STATUS
02/06/2024	14/06/2024	£3,180	Full
22/06/2024	04/07/2024	£3,180	Full
13/07/2024	25/07/2024	£3,180	Full
02/08/2024	14/08/2024	£3,180	Full
22/08/2024	03/09/2024	£3,180	Full

Price details

- International flights are not included but are bookable upon request.
 - Groups are comprised of 3 to 6 international riders.
 - Please note that the itinerary for 2024 will be slightly adjusted.
 - Transfers from Whitehorse are included
 - There is no single accommodation option so you must be prepared to share the cabin accommodation on arrival/departure. Single tents can be given to solo riders.
 - Please note that you can rent a sleeping bag and mattress: this is €95/£80/\$100 per person, and must be booked in advance!
 - It is possible to book a scenic light aircraft flight from Whitehorse on the last day (payable locally), following the route you have ridden. This is around €220/£200/\$230 per person.
 - Young riders aged 10+ are welcome provided they are reasonably good riders with a strong adventurous spirit. They must be up to the challenge and independent young people.
 - Possibility of extra activities before or after the ride like seaplane, canoe on the river. Please feel free to ask us for more detailed information.
- Please Note
- The itinerary may be modified at anytime for security reasons, meteorological or events beyond our control such as blocked roads, rivers in flood, drought, strikes and local holidays. Equus Journeys, our local partners and their local guides will always strive to find the best solution and will alter the itinerary as needed.
- The names of the hotels and accommodation are given for information only and depending on availability, they may be modified without notice and replaced by another of a similar standard.

Price includes

SUPPORT TEAM

1 Canadian tour leader and horse guide

LOGISTIC

1 horse equipped with saddle and bridle per rider

1 packhorse for 2 riders

INLAND TRANSPORTS

Transfers from Whitehorse

ACCOMMODATION

2 person tents

Wooden Huts on D1, D2, D12

MEALS

Full board from the breakfast on D2 to lunch on D13 - except for free lunch on D2 and dinner on D12 in Whitehorse (payable locally)

Price doesn't include

MEALS

Beverage and personal extra

Meals in Whitehorse

TRANSPORTS

International flights

Visa fees

INSURANCE

Cancellation and travel insurances are not included. Please note that insurance is mandatory. We recommend to take out an insurance policy as soon as your travel is booked in case of cancellation.

EXTRA

Tips to local team

Optional

EXTRA

Seaplane flight over the glaciers of the Coast Mountains. Estimated cost \$125-150 depending on the number of participants.
Canoe on the Yukon river (about 3 days).

EQUESTRIAN INFO

Horses

The horses are working horses - robust, tough and sure-footed. You ride in American tack.

Guide & local team

Pierre is a trapper with some remarkable interpersonal and professional skills. At the age of 16, after having passed his Lumberjack degree, he left Quebec looking for wide open spaces. Some 15 years later he landed in the Yukon. His partner Veronica assists him with great kindness and good humor.

This riding expedition is always accompanied by two guides and an additional helper.

Minimum riding ability

MINIMUM RIDING ABILITY

You need to be comfortable riding in all paces over varied terrain. The landscape can be technically challenging with rough ground, dense vegetation and peatlands, which could unseat an unbalanced rider.

PACE

As you are accompanied by pack horses the trail is mostly in walk although there are very occasional opportunities to trot and canter.

TACKING ABILITY AND PARTICIPATION

You will be expected to assist in all camp tasks - caring for and saddling the horses, collecting firewood, erecting and dismantling tents, cooking etc..

Guests are more then welcome to help and assist but all the horse are tacked by the guides and pack supervised by the guides to avoid any injuries to the horses.

TRIP CONDITIONS AND REQUESTED EXPERIENCE

You need to be fit for 11 days camping in remote areas. There are occasions when you will need to dismount and lead your horse. Previous experience of a long trail ride with camping would be useful but is not essential.

EQUESTRIAN EQUIPMENT

You will be riding in a western saddle.

Saddlebags, cante bag

We recommend our riders to wear a helmet to the correct standard and you should bring your own to ensure a proper fit.

TRAVEL INFO

COMFORT

Your base camp is made of small log cabins at 1600m high in the boreal forest (Fish Lake Vaylley). Please note that sleeping arrangements in the cabins are always on a shared basis and may be mixed sex. There is limited electricity supply (via generator only, not 24h). There is no running water but a bucket shower is possible, and a shower on the last day is organised in town.

Whilst out on the trail you will camp in two man tents - you need to bring your own sleeping bag and thermarest mattress. (Please note that you can rent a sleeping bag and mattress on-site, see dates and prices)

The base camp at Rose Lake is in fixed tents (2-4 people per tent) with a simple shower setup.

There is no signal on the trail - all communications with the outside world are done via the guide's satellite phone and reserved to emergencies only.

MEALS

Expect hearty breakfasts with savory and sweet choices.

Picnic lunches during the trail are cold and consist of cold meat, cheese, bread, dry fruits, chocolate bars.

For dinners hot meal mainly is served as for ex. soup, BBQ meat or fish, pasta, rice, vegetables, salad and desert. Drinking water is provided.

Please ask for special diet. Menu can be adapted.

Alcohol is not included on the trail.

CLIMATE

Yukon is under the midnight sun during the summer three months during which the sun hardly ever sets.

The Yukon has a subarctic semiarid climate. The summers are relatively hot and the winters very cold. In June the days are long and the sun does virtually not lie down at all (midnight sun). In August the days are shorter but still you can enjoy the day up to 21h30. In September and June the nights are cold. The weather is hard to predict in those parts and you should be prepared for major variations during the week (or even during the day!), with cold nights.

TIPS

Tipping is expected in all restaurants (except on some snack meals and in self-service restaurants). It is customary to leave 10-15% of the bill as a tip. Giving a tip to Pierre and his team is a way of showing your appreciation of the trip and services provided.

PACKING LIST

The riding team will provide a waterproof soft bag (80 l) for the riders to put their luggage in during the trail. Your belongings during the ride must fit in this bag - weight limit is 15 kgs (please remember your luggage is carried by pack horses!). It is possible to leave extra luggage at the ranch and Pierre will be happy to help you choose what to bring on the trail - best to bring a little too much, than not enough!

Head

- Helmets are mandatory. Equus Journeys strongly recommend that you wear a riding helmet and that you take your own to ensure a correct fit.
- Sunhat for when not riding
- Woolly hat in case it gets cold at camp or during the night
- Sunglasses - with a cord attached so they don't fly off when riding
- Buff or bandana

Upper body

- Long sleeved shirts provide protection from the sun
- T-shirts
- Thermal clothes
- Fleece, jumper or jacket - the evenings can be cold (at least two)
- Waterproof gear: good quality rain coat and waterproof trousers - the rains can be difficult to foresee and it's better to be prepared.
- Casual clothes for the evening

Legs

- Lightweight, comfortable riding trousers or jodhpurs - we recommend riding in them at home before taking them on holiday to ensure they don't rub
- Waterproof over trousers. Please don't bring ponchos instead as some of the horses may not be used to them.
- Warm leggings
- Casual clothes for the evening
- Swimsuit for bathing in the river or/and in the lake or just in case there is somewhere for a dip!

Hands and Feet

- Comfortable riding boots. We recommend short hiking boots with half chaps but you may wish to take long chaps to protect against thorns.

Waterproof boots are recommended. We don't recommend taking your favourite long leather boots in case they get damaged

- Waterproof shoes/boots can be useful for abundant dew in the mornings or when it rains
- Sandals, flip-flops or trainers - something comfortable for the evenings
- Gloves - your hands are particularly exposed to the sun whilst riding and the evenings can be cold. It gets windy and cold in the mountains as well.

Nightwear

- Sleeping bag. You need at least a comfort factor down to minus 5 Celsius, but would recommend at least minus 8 or 10 Celsius.
 - Sleeping bag liner - silk, cotton or fleece - adds an extra layer
 - Inflatable mattress for your comfort sake. Mattresses are not provided.
 - Pyjamas or tracksuits or thermals for sleeping in
- (Please note that you can rent a sleeping bag and mattress on-site, see dates and prices)

Other useful items

- Mosquito net (to wear over your helmet)
- A good swiss army knife (please make sure to pack it in your checked luggage)
- Towels - camping ones will both dry and pack more easily
- Bumbag for carrying your camera and small items (passport, camera, sunscreen, lipbalm etc) whilst riding
- Camera and high capacity memory card. Spare battery
- Headtorch or small torch for moving around camp at night - bring spare batteries and bulbs
- Water bottle (2 litres or 2 x 1 litre)
- Swiss army knife
- Field glasses
- Wet Wipes or equivalent (for when washing facilities aren't available)
- A lighter to burn your toilet paper
- Small plastic bags for rubbish
- Ear plugs (for light sleepers)

Medical kit

- Any medication you regularly take
- Sunscreen and lip balm - should be high factor
- Insect repellent, preferably containing deet
- Blister plasters in case of any rubs
- Antiseptic cream, plasters, aspirin, anti-histamine, insect-bite salve etc...
- Spare prescription glasses/contact lenses
- Eye drops
- Imodium or similar anti-diarrhoea medication
- Re-hydration sachets
- Water purification tablets
- Antiseptic wipes
- Handwash gel
- Biodegradable soap is a must as your guides.

Our Recommendations

- Hard sided suitcase are not permitted on this ride as your luggage is carried by packhorses. The riding team will provide a waterproof soft bag (80 l) for the riders to put their luggage in during the trail. Your belongings during the ride must fit in this bag.
- Backpacks cannot be worn whilst riding. Saddlebags are provided and we recommend a small bumbag or a coat with pockets so that you can carry small items with you during the day (passport, camera, sunscreen, lipbalm etc)
- We recommend travelling in your riding boots and carrying your hat and some riding clothes in your hand luggage - then if your luggage goes astray you are still able to ride!

Miscellaneous

- We recommend taking a copy of your passport and insurance documents with you in case you lose your originals
- Please take your rubbish home with you. There are no recycling facilities in this area, so take your used batteries, aerosols etc back home and dispose of them appropriately. Try to leave excess packaging material at home before travelling.

In your hold luggage

- Any liquids, such as shampoo, moisturiser, deodorant unless they are less than 100ml and all bottles can fit in a small, clear, plastic ziplock bag. We recommend biodegradable washing products where possible.
- Swiss army knife (or equivalent)

In your hand luggage

- Any valuables, such as your camera, ipod, ipad etc.

- Travelling in your riding boots and carrying your hat and some riding clothes is highly recommended - then if your luggage goes astray you are still able to ride!

SUSTAINABLE TOURISM

1. **Travel light.** It's a little known fact, but the lighter you pack, the better for the environment as heavy bags will produce higher emissions (when flying a plane or driving a car!).
2. **Reduce plastic waste.** Take your favorite reusable bottle with you. Avoid single-use bags, cups, or straws.
3. **Preserve nature.** Always take your rubbish with you during the ride and recycle them. Leave all the flowers or plants as you found them, and never get too close when observing wildlife. Make sure to use eco-friendly products such as body wash or laundry detergent (if camping) to protect both your skin and the environment.
4. **Choose your experiences carefully.** Respect animal life by not participating in any activities that abuse wild animals (shows, elephant rides, etc.).
5. **Support local populations.** Buy local handicrafts, be respectful of customs, and learn about the culture of local communities.
6. **Share!** Raise awareness among your family and friends about sustainable tourism.

For more information please [see this page](#) .