



Equus Journeys

HORSEBACK TRAVEL & EQUESTRIAN TRADITIONS SINCE 1972

14a Forest Gate, Pewsham, Chippenham, Wiltshire SN15 3RS - UK

+44 (0) 1905 388977

info@equus-journeys.com



Last updated 06/05/2024

Kujwana

BOTSWANA

A **horseback safari** through the Okavango Delta landscapes, journeying between two camps in different areas. Perfect for understanding the ecosystems of north Botswana, this is a unique **horse riding trail** with knowledgeable guides and an excellent string of horses.

Horseback Safari	 10 days/ 7 riding	 From £4,900		Open to non-riders
------------------	---	---	---	--------------------



ITINERARY

Highlights


- Excellent quality and variety of horses, to include TBs and Arabian crosses.
- Fantastic game viewing including elephants, lions, buffalo, giraffes, zebras and numerous antelopes
- An intimate approach to the wildlife, bird and flora
- A great diversity of landscape, with large luxuriant water plains and dry areas
- A magnificent flight in a helicopter (25 minutes flight) above the delta to arrive into camp
- Comfortable tents and each camp is unique
- Dug-out canoe (mokoro), vehicle or walking safari and fishing are also offered and so non-riders are welcomed
- Small groups of only 6 riders

Day 1 — 1 : OVERNIGHT FLIGHT TO JOHANNESBURG

International flight overnight to Johannesburg. If booking your own flight then you need to depart London at c. 19:00 so that you arrive in Johannesburg at c. 07:00 tomorrow (Day 2) in time for your flight to Maun which will depart Johannesburg at c. 11am.

These flights are not included but we can assist with them on request.

Day 2 — 2 : JOHANNESBURG - MAUN - OKAVANGO - 1-2 hours riding

 Kujwana camp

You will be welcomed on arrival at Maun airport and transferred into camp (please see "dates and prices" for transfer options).

The helicopter shuttle is highly recommended as flying into the delta is a special experience and the view from the helicopter is the finest way to start your safari. You will have lunch and an introduction talk on safety and game viewing from horseback, followed by an orientation ride.

Important note regarding this itinerary: in January, February and December, guests will be based at Kujwana for the duration of their safari (no nights at Moklowane)

Day 3 — 3 : QWAAPU - 4 hours riding

 Kujwana camp

A full morning ride heading to the east exploring the Qwaapu area – a different river system with exciting game viewing opportunities and a different landscape.

In the afternoon head out for a peaceful mokoro expedition up the river and enjoy the tranquillity of the Delta from our dug out canoes (flood season only - game drive in the dry season). Enjoy the beautiful colours of the Delta as the sun starts to sink behind the horizon.

Day 4 — 4 : XUDUM - 4 hours riding

 Kujwana camp

After breakfast, a morning ride in the Xudum area, wading through lush green malapos that lead you from island to island, surprising a timid reedbuck out his dense cover on a heavily wooded island, or enjoy the herds of lechwe and zebra moving through the open spaces.

Return to camp for lunch followed by a siesta.

Afternoon game drive with sunset drinks, dinner in the bush and evening night drive with a spot light to end.

Day 5 — 5: MATSEBE RIVER - 5-6 hours riding

 Kujwana camp

A full day ride from Kujwana Camp, of approximately 30km heading northwest. The route moves through open floodplains and scattered islands towards the Matsebe river system, where you will see a wide variety of game.

A picnic lunch is served on a shady island followed by siesta with camp beds, maybe a swim, and then a further 2 hours ride to in the afternoon. Arrive at back at Kujwana Camp at sunset and enjoy a refreshing drink as you admire the stunning views over the floodplain.

Day 6 — 6 : KUJWANA - MOKOLWANE - 4 hours riding

 Mokolwane camp

Today you will be spending the morning on horseback, exploring the open plains to the south of the camp.

After lunch and a siesta, you will game drive north-west to the Mokolwane camp which offers great accommodation. Here you can expect to see different kinds of predators, the highlights being the lion and leopard.

IMPORTANT: Mokolwane camp is only offered from March through to November. In January, February and December, guests are based at Kujwana Camp.

Day 7 — 7 : MOKOLWANE - KUJWANA - 2 hours riding

 Kujwana camp

Today you will get back to the game drive vehicle and head out to look for lions and leopards in the surrounding area of the camp.

After the thrill of watching predators in the wild, head back to Mokolwane camp for lunch overlooking over the floodplains.

Return to Kujwana with a game drive, with time for a short siesta before getting back in the saddle to explore the immediate area around camp on horseback.

Day 8 — 8 : HIPPO CHANNELS - 5-6 hours riding

 Kujwana camp

Today you will explore the Xudum area further.

The ride covers around 35 km, with 4 hours ridden in the morning then you will stop for a picnic lunch and resume in the afternoon.

This ride moves through a variety of game areas fording the Xudum River through numerous hippo channels.

Day 9 — 9 : OKAVANGO - MAUN - JOHANNESBURG - 1.5 hours riding

Your last morning in the delta - if time allows, there will be a short ride before your transfer to Maun.
You will need the afternoon flight from Maun to Johannesburg which departs at c. 2pm.

Flights are not included but we can assist with this on request. You will then require a flight back home which departs in the evening, at c. 8pm or later.

Day 10 — 10 : ARRIVAL HOME OR BEGINNING OF YOUR EXTENTION

DATES & PRICES			
DEPARTURE	RETURN	PRICE WITHOUT FLIGHTS	STATUS
10/05/2024	19/05/2024	£5,880	Guaranteed departure
17/05/2024	26/05/2024	£5,880	Guaranteed departure
24/05/2024	02/06/2024	£7,020	Guaranteed departure
31/05/2024	09/06/2024	£7,210	Guaranteed departure
07/06/2024	16/06/2024	£7,210	Guaranteed departure
14/06/2024	23/06/2024	£7,210	Guaranteed departure
21/06/2024	30/06/2024	£7,210	Guaranteed departure
28/06/2024	07/07/2024	£7,210	Guaranteed departure
05/07/2024	14/07/2024	£7,210	Guaranteed departure
12/07/2024	21/07/2024	£7,210	Guaranteed departure
19/07/2024	28/07/2024	£7,210	Guaranteed departure
26/07/2024	04/08/2024	£7,210	Guaranteed departure
02/08/2024	11/08/2024	£7,210	Guaranteed departure
09/08/2024	18/08/2024	£7,210	Guaranteed departure
16/08/2024	25/08/2024	£7,210	Guaranteed departure
23/08/2024	01/09/2024	£7,210	Guaranteed departure
30/08/2024	08/09/2024	£7,210	Guaranteed departure
06/09/2024	15/09/2024	£7,210	Guaranteed departure
13/09/2024	22/09/2024	£7,210	Guaranteed departure
20/09/2024	29/09/2024	£7,210	Guaranteed departure
27/09/2024	06/10/2024	£6,450	Guaranteed departure
04/10/2024	13/10/2024	£5,880	Guaranteed departure
11/10/2024	20/10/2024	£5,880	Guaranteed departure
18/10/2024	27/10/2024	£5,880	Full
25/10/2024	03/11/2024	£5,880	Guaranteed departure
01/11/2024	10/11/2024	£5,880	Guaranteed departure
08/11/2024	17/11/2024	£5,880	Guaranteed departure

15/11/2024	24/11/2024	£5,880	Guaranteed departure
22/11/2024	01/12/2024	£5,880	Guaranteed departure
29/11/2024	08/12/2024	£5,040	Guaranteed departure
06/12/2024	15/12/2024	£4,900	Guaranteed departure
13/12/2024	22/12/2024	£4,900	Guaranteed departure
20/12/2024	29/12/2024	£4,900	Guaranteed departure
27/12/2024	05/01/2025	£4,900	Guaranteed departure

Price details

- Flights to your destination (Maun) are not included, but can be booked on request - please contact us for rates.

- The above dates are set for Saturday arrival/departures. There are also set dates for Tuesday arrival/departures if those suit you better - please enquire. It is also possible to stay for only 5 nights rather than 7 nights (or 10 nights) - please ask for prices and dates for these options. During January, February and December, Mokolowane camp is not used and you will be based from main camp throughout. During these months it is possible for dates to be flexible and you can stay for a shorter number of days if you prefer.

- You will also require transfers from Maun to camp. It is possible to transfer by helicopter (c. 20mins flight) or by fixed wing (1h - activities on arrival/departure may not be possible). If you are travelling alone then there is a single supplement on the transfers unless there are others transferring on the same day.

TRANSFER RATES

Helicopter transfer (25 min scenic flight) : £310/€350/\$390 per person each way - 2024: £325/€375/\$450

Fixed wing transfer (1 hour) : £230/€260/\$280 per person each way - 2024: £240/€265/\$290 - dependent on water levels.

If you decide on a 5 night safari then a transfer supplement for a transfer from Mokolowane camp applies: £60/€65/\$85, subject to change

All transfers are quoted on a minimum of 2 people sharing. Single supplements on some transfers will apply - please enquire about single travellers. Transfers to or from Maun should co-ordinate with SAAir Link JNB to Maun & Maun to Johannesburg. Transfer to/from Kasane are also available.

PLEASE NOTE: when transferring by fixed wing it is not possible to ride on that day.

- There is no single supplement if you are willing to share. It is also possible for the first two singles to book to request their own tent at no extra cost. Once these three tents have been allocated then the single supplement is 30% of the ride price.

- There are two spacious Riverside suites with spectacular views built on the river. The Hippo Cradle or The Elephant Wallow can be booked on request, depending on availability - £100.00 (€115/\$140) per suite per night extra.

- Groups are usually composed of 6-8 riding guests plus at least two guides

- Non-riders are welcome but there is no discount as they will be provided with their own guide and offered non-riding activities, such as 4x4 safaris, walking safaris, boat trips, fishing etc. They move with the riding guests to the various fly camps and join non-riding activities and picnics.

- It is possible for groups of four or more to stay for ten nights and spend a couple of nights in a traditional fly camp (basic camp with bucket showers and long-drop toilets). Please enquire for dates and prices for this option.

- Competent children over the age of 12 years may be accepted but will be asked to provide evidence of their riding ability, such as Pony Club certification or a letter from their riding school.

Please Note

The itinerary may be modified at anytime for security reasons, meteorological or events beyond our control such as blocked roads, rivers in flood, drought, strikes and local holidays. Equus Journeys, our local partners and their local guides will always strive to find the best solution and will alter the itinerary as needed.

The names of the hotels and accommodation are given for information only and depending on availability, they may be modified without notice and replaced by another of a similar standard.

Price includes

SUPPORT TEAM

1 English-speaking horse guide
1 backup guide

LOGISTICS

1 team of cooks
1 team of grooms
1 English-speaking camp manager

ACCOMMODATION

Double or twin room in safari tents

MEALS

Full board during the ride with soft drinks and alcohol

Price doesn't include

MEALS

Beverage and personal extra

TRANSPORTS

International flights bookable on request
Transfer to camp - see above for details
Visa fees

EXTRA

Tips to local team

INSURANCE

Cancellation and travel insurance are not included in the above listed price. Please note that insurance is mandatory. We recommend taking out an insurance policy as soon as your trip is booked to cover you in case of cancellation

Optional

ACCOMMODATION

Single room/tent supplement

EQUESTRIAN INFO

Horses

There is a stable of 60+ horses based at main camp - this includes some mares and youngstock. The horses are mainly thoroughbreds and thoroughbred crosses, Arabians and Arabian crosses and Boerperds. They are chosen for their temperament and suitability and include homebreds as well as those selected from well-known breeders in South Africa. There is a wide range of horses (over 50) suitable for the competition rider to a steady hack. The horses are regularly schooled and cared for to European standards - or even better!

Guide & local team

You will always be guided by at least two guides - a lead guide and a back-up guide. One of these will carry a rifle. You may or may not be guided by PJ or Barney themselves - they have a number of very competent guides who have been working for them for many years, such as Mmushi.

Minimum riding ability

MINIMUM RIDING ABILITY

You need to be a competent and confident rider, capable of rising to the trot, cantering and galloping in open spaces. This is an area of dangerous

game and so you should be secure in the saddle and able to stay on if you need to gallop out of danger. You must be able to rise to the trot and gallop in a forward seat for long distance (c. 10 minutes) and have a soft hand. You can expect to ride between 4-6 hours every day.

Children can be accepted at Camp but they must be strong competent riders. They should have a certificate from a pony club or qualified teacher to confirm this. No adjustment in price of children. Our minimum recommended age is 12 years old.

There is a weight limit of 90kg (200 lbs-14.7 stone). Guests may be required to step on the scales.

PACE

The morning rides can be fast and exhilarating and all paces are practiced. There are plenty of opportunities for long canters on the dry islands or across the flood plains. When water levels are deep it may also be possible to swim the horses across some channels - expect to be completely soaked! The afternoon rides are shorter and slower. This is the time to take your camera and appreciate the sights and sounds of the bush - the afternoon light is beautiful.

TACKING ABILITY AND PARTICIPATION

A team of grooms will feed, care for and saddle your horses. You can help with untacking if you wish, but this is not expected.

TRIP CONDITIONS AND REQUESTED EXPERIENCE

Guests who do not ride regularly are requested to get fit prior to the ride. It is of particular importance to ensure you are comfortable and balanced when riding at speed across rough terrain and open spaces. If the guides feel that you are unsafe on horseback, then you will be offered non-riding activities instead.

The African summers (November-March) can be hot and humid, so if booking those dates please ensure that you are able to cope with the heat.

Expect to spend around 4 hours in the saddle a day. This is broken by refreshment stops - and a 10-minute walk for every two hours spent in the saddle. (This eases up the rider using different muscles, and helps the horse from constant pressure of the rider's weight).

A demonstration is given at the beginning of the safari with a talk on how to handle big game situations. Should an accident happen all guests are registered with a helicopter evacuation service which can get you to a hospital within 20 minutes.

EQUESTRIAN EQUIPMENT

Water bottles are provided on all of the horses. Saddle bags are available on some horses or the guides can carry small items for you, such as sunscreen.

English tack. There are seat savers on all of the saddles. Most horses are ridden in a snaffle.

We recommend our riders to wear a helmet to the correct standard and you should bring your own to ensure a proper fit.

TRAVEL INFO

COMFORT

This safari takes place in a private concession area of over 2500 sq kilometres using two different camps, both in diverse areas.

Kujwana Camp, the principal camp, is situated south west of Chiefs Island in the Okavango Delta. It accommodates a maximum of 6 guests in spacious safari tents each with bathrooms en-suite. The main area has a fully stocked bar, tree house overlooking the Xudum River and a separate dining area. The camp is equipped with a solar system lighting all tents and the main area - this also provides enough power for the charging of cameras during daylight hours. There is no cell phone coverage in the area. There is internet in Kujwana camp and tents, although this is serviced by a satellite dish and is slow, but sufficient for basic messaging apps/emails.

Mokolwane camp, the second camp, is situated north west of Kujwana on the Matsebi River. This camp is made up of tree houses 2 meters off the ground. A real haven for elephants that love the palm trees of this area. This camp is situated in the open flood plains that receive floodwater 3 weeks earlier than Kujwana camp. The vegetation consists of smaller palm islands and wide-open spaces. Mokolwane also sleeps 6, with the accommodation boasting superb views, each with a private bathroom. The Matsebe River is your main feeder for Lake Ngami

IMPORTANT: Mokolwane and fly camp options (10-day safaris) are only offered from March through to November. In January, February and December, guests are based at Kujwana Camp.

Laundry is done daily in camp but not when moving to fly camp. All laundry is washed by hand by camp staff. Ladies underwear and other personal items may not be sent to the laundry. Washing powder is provided in the bathrooms.

- Soap, shampoo, hair conditioner and body lotion is provided in Kujwana camp.

- Bedrolls are complete with sheets, duvet and towels provided.
- A medical kit is available.
- Recharging batteries: facilities are available at Kujwana camp in both the mess tent and the tents where you will sleep. Power point is round 3-pronged South African. Kujwana camp has 220volt solar power. Recharging of camera batteries is possible but no heating elements such as hair dryers or electrical appliances.

MEALS

Breakfast is usually taken very early (before dawn) and is therefore light, consisting of cereals, fruit and rusks with tea or coffee.

Lunch is also light and may be quiche and salad or a variety of salads with cold meats.

Dinner is three courses. Wine is served with the meals and a selection of drinks are available.

Vegetarians and special diets can be catered for with advance notice.

CLIMATE

The Okavango Delta is a seasonal flood plain and so different times of the year offer different experiences - each magical in its own way. The seasons in southern Africa are the reverse of the UK and so December/January is mid-summer with high temperatures and the chance of dramatic thunderstorms, whereas July/August is mid-winter when temperatures are lower and there is little chance of rain. The water level in the Delta depends on the rainfall in Angola and the floods usually arrive around April/May and recede around September/October, but this varies every year and is difficult to predict. The following guide may prove useful when planning the best time for your holiday.

March/April : Daytime temperatures are warm/hot (25-35c) and will drop to 10-20c at night. There is a small chance of rain and the bush is green and lush. There will be waterholes left over from the rainy season but the flood may not have arrived yet. Because of the rain, lush grazing and plentiful waterholes the game is dispersed and not gathered in big herds but will look fat and healthy.

May : Daytime temperatures are falling (20-30c) and it is starting to feel cooler at night (5-10c). The floods normally arrive in May which brings high levels of bird life. The large herds of lechwe antelope and buffalo will start to move into the area, but game is still dispersed as there is plenty to eat and drink.

June-August : Daytime temperatures are still pleasant (20-25c) but nights are cold (3-5c) and so the early morning and late evenings are chilly. The floods are at their highest and so there is plenty of wading from island to island and boat activities. Hippo and crocodile may move into the area as well as large buffalo and antelope herds.

September/October : Spring arrives and temperatures start to climb with daytime temperatures of 30-45c, dropping to 15-25c at night. The floods are starting to recede, the islands are dry as there has not been rain for months and so the game starts to concentrate around the water holes.

November - February : The rain can arrive anytime in November. Daytime temperatures are high before the rains (30-40c) but drop after each shower. It is unlikely to rain persistently, but usually for a few hours. Nights are still warm (15-20c). The bush turns green after the rains and the grass starts to grow again. Once the waterholes start to fill again the game will disperse. The antelope will give birth during this time of plenty.

TIPS

We recommend tipping 10-15 USD per day, which can be split between the entire team. If you wish to tip your guide separately then you can do so.

PACKING LIST

Our Recommendations

- Please don't take a hard sided suitcase. Your luggage should be soft sided, particularly for light air transfers. There is usually a luggage limit of 20kgs including hand luggage. If you are transferring into/out of camp by road rather than by helicopter then it may be possible to have a slightly higher luggage weight limit - please check with us.
- Wherever possible you should wear neutral colours, such as beige, brown or natural bush colours for riding as bright colours, such as red, yellow or white can startle the wildlife and they will see you long before you've seen them
- We recommend travelling in your riding boots and carrying your hat and some riding clothes in your hand luggage - then if your luggage goes astray you are still able to ride!

Head

- Equus Journeys strongly recommend that you wear a riding helmet and that you take your own to ensure a correct fit.
- Sunhat for when not riding
- Sunglasses - with a cord attached so they don't fly off when riding
- Buff or bandana

Upper body

- Long sleeved shirts provide protection from the sun and thorns
- T-shirts

- Fleece, jumper or jacket - the evenings can be cold, particularly June - August
- Waterproof jacket - the rains can be difficult to foresee and it's better to be prepared. Rain is more likely Oct-April, but in the Delta you may appreciate a waterproof jacket for splashy canters May-September
- Casual clothes for the evening

Legs

- Lightweight, comfortable riding trousers or jodhpurs - we recommend riding in them at home before taking them on holiday to ensure they don't rub
- Shorts for lazy lunchtimes
- Casual clothes for the evening

Hands and Feet

- Comfortable riding boots. We recommend short boots with half chaps but you may wish to take long chaps to protect against thorns. We don't recommend taking your favourite long leather boots in case they get damaged. During the flood season you may wish to take a second pair so that you aren't putting wet boots on
- Sandals, flip-flops or trainers for moving around the lodge and camp
- Gloves - your hands are particularly exposed to the sun whilst riding

Nightwear

Other useful items

- Swimsuit - for plunge pools
- Binoculars for viewing game
- Camera and high capacity memory card. Spare battery
- Bumbag for carrying your camera and small items whilst riding
- Headtorch or small torch for moving around camp at night
- Waterproof pouches if you want to bring your camera or phone with you whilst riding

In your luggage

- Any liquids, such as shampoo, moisturiser, deodorant unless they are less than 100ml and all bottles can fit in a small, clear, plastic ziplock bag. Some toiletries are provided by the camp so you can pack lighter.

In your hand luggage

- Any valuables, such as your camera, ipod, ipad etc.
- Your riding hat

Medical kit

- Sunscreen and lip balm - must be high factor
- Insect repellent, preferably containing DEET
- Any medication you regularly take
- Blister plasters in case of any rubs
- Antiseptic cream, plasters, aspirin, anti-histamine, insect-bite salve etc...
- Spare prescription glasses/contact lenses
- Anti malarial tablets and Yellow Fever Certificate if required (check with your doctor)

SUSTAINABLE TOURISM

1. **Travel light.** It's a little known fact, but the lighter you pack, the better for the environment as heavy bags will produce higher emissions (when flying a plane or driving a car!).
2. **Reduce plastic waste.** Take your favorite reusable bottle with you. Avoid single-use bags, cups, or straws.
3. **Preserve nature.** Always take your rubbish with you during the ride and recycle them. Leave all the flowers or plants as you found them, and never get too close when observing wildlife. Make sure to use eco-friendly products such as body wash or laundry detergent (if camping) to protect both your skin and the environment.
4. **Choose your experiences carefully.** Respect animal life by not participating in any activities that abuse wild animals (shows, elephant rides, etc.).
5. **Support local populations.** Buy local handicrafts, be respectful of customs, and learn about the culture of local communities.
6. **Share!** Raise awareness among your family and friends about sustainable tourism.

For more information please [see this page](#).